


inline

HINGE DOOR



BY CAVALIER BATHROOMS

RANGE	Inline
PRODUCT	HINGE DOOR
CODE	AQ1046
SIZE	1600
PROFILE COLOUR	BRASS/BLACK
GLASS THICKNESS	8mm
GLASS FINISH	CLEAR
GLASS TREATMENT	CLEAN & CLEAR™
HEIGHT	1950
ADJUSTMENT IN RECESS	1550-1600
ADJUSTMENT 2 SIDED	1565-1590
ADJUSTMENT 3 SIDED	N/A
OPTIONAL SIDE PANEL	YES
APERTURE	640
GUARANTEE	LIFETIME
UKCA/CE	BS EN 14428
GLASS BS EN	BS EN 12150-1T
PROFILE MATERIAL	ALUMINUM
HANDLE MATERIAL	STAINLESS STEEL
HINGE MATERIAL	Brass
Rail Length	854
FIXED PANEL SIZE	437x2pcs
MOVING PANEL SIZE	650
PRODUCT HAND	UNIVERSAL
PRODUCT WEIGHT(AQ1046)	63KG
PRODUCT WEIGHT(AQ4046)	11KG
PACKAGED DIMENSIONS(AQ1046)	1990x690x85
PACKAGED DIMENSIONS(AQ4046)	1990x200x50
BARCODE (AQ1046)	5031978101913
BARCODE(AQ4046BLK)	5031978102095
BARCODE(AQ4046BRS)	5031978102101

All our inline configurations can build as the Recess Hinge Door, 2 Sided Hinge Door and 3 Sided Hinge Door. For each style please refer the codes below-

1600 RECESS REQUIRES-

AQ1046

+

AQ4046BLK/BRS

1600 2 SIDED REQUIRES-

AQ1046

+

AQ4046BLK/BRS

+

AQ1048/49

+

AQ4050BLK/BRS

1600 3 SIDED REQUIRES-

AQ1046

+



AQ4046BLK/BRS

+

2xAQ1048/49

+

2xAQ4050BLK/BRS



All measurements in mm and are nominal

*All shower enclosures carry a Lifetime Guarantee when fitted with an Aquadart shower tray, a 10 year Guarantee will be given when fitted with any other manufacturer's tray. To register your Guarantee or order Spare Parts visit: www.cavalierbathrooms.co.uk