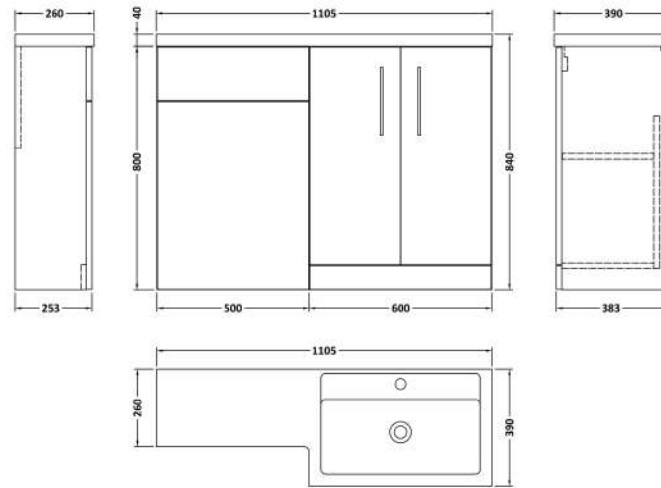


Sales Code: ARN111R

Description: 1100X390 Combination Unit Rh

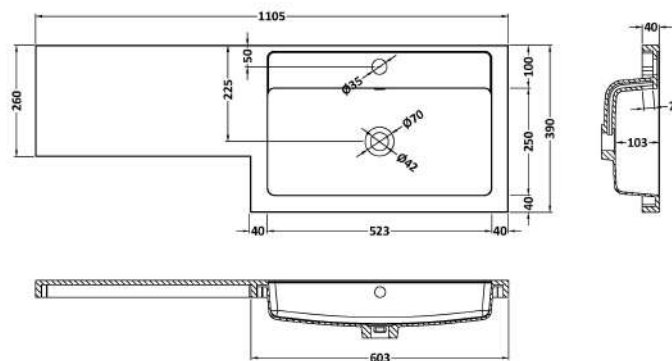
Packaging Details

Barcode: 5056462626567



Sales Code: PMB411R

Description: 1100X390 L Shaped Polymarble Basin Rh



Product Dimensions

Height (mm):	135
Width (mm):	1105
Depth (mm):	390
Nett Weight (kg):	16

Packaging Dimensions

Height (mm):	190
Width (mm):	420
Depth (mm):	1160
Gross Weight (kg):	16.5

Packaging Data

Box Colour:	Brown Cardboard Box - Printed
Box Qty:	1
Label Size:	100 x 50
Label Colour:	White Label
Label Qty:	2

Outer Box Dimensions (If Applicable)

Height (mm):	
Width (mm):	
Depth (mm):	
Gross Weight (kg):	
Barcode:	5056211874195

Product Details

Country of Origin:	China
Fitting Instruction:	No
Certification: CE & UKCA:	No
WRAS:	N/A
WRAS No:	N/A
Product Material:	Polymarble
Fixing Supplied:	No

Pans/Bidets: Trap Style: Not Applicable Includes Seat: Not Applicable

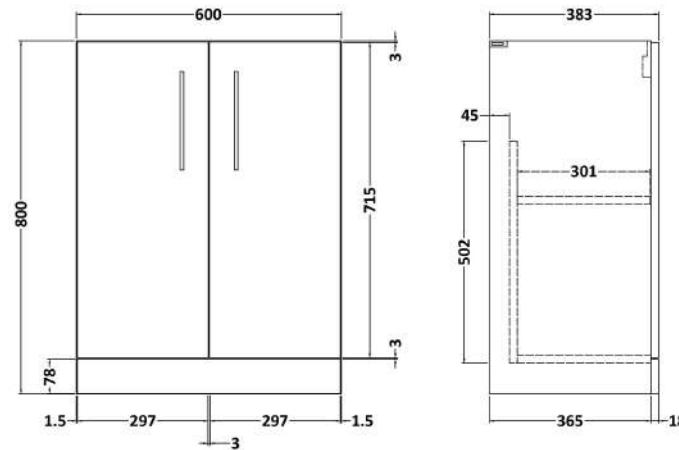
Seats: Seat Type: Not Applicable Material: Not Applicable
 Function: Not Applicable Hinge Type: Not Applicable
 Hinge Material: Not Applicable

Cisterns: Operating Type: Not Applicable Fittings: Not Applicable
 Lever Type: Not Applicable

Basins: Tap Hole: One Taphole Chain Stay Hole: No
 Template: Not Required Waste Type Req: Slotted
 Overflow Inc: Yes Overflow Cover: Yes
 Inner Bowl Depth (mm): 103mm

Sales Code: NVF103F

Description: 600 Fs 2-Door Unit (365 Deep)



Product Dimensions

Height (mm):	800
Width (mm):	600
Depth (mm):	383
Nett Weight (kg):	19.5

Packaging Dimensions

Height (mm):	835
Width (mm):	620
Depth (mm):	375
Gross Weight (kg):	20

Packaging Data

Box Colour:	Brown Cardboard Box - Printed
Box Qty:	0
Label Size:	0 x 0
Label Colour:	Not Applicable
Label Qty:	0

Outer Box Dimensions (If Applicable)

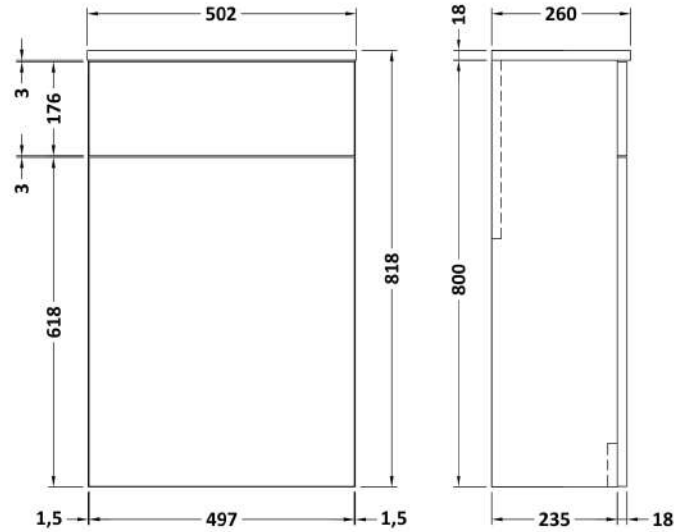
Height (mm):	
Width (mm):	
Depth (mm):	
Gross Weight (kg):	
Barcode:	5056462614298

Product Details

Country of Origin:	China
Fitting Instruction:	No
CE & UKCA:	N/A
FSC Certified Materials:	Yes
Colour:	Gloss White
Construction Method:	Cam & Wood Dowel
Construction Type:	Rigid
Cabinet Finish:	MFC Painted Gloss
Fascia Finish:	Mdf Painted Gloss
Cabinet Thickness (mm):	16
Fascia Thickness (mm):	18
Drawer Included:	No
Drawer Type:	Not Applicable
No of Shelves:	1
Hinge Type:	95 Degree Soft Close
Hinge Included:	Yes, Supplied
Adjustable Legs:	No, Not Required
Fixings Included:	Yes
Handle Style:	Contemporary
Waste Shroud:	No
Handle Included:	Yes, Supplied
Handle Type:	D-Shape

Sales Code: NVF141

Description: 500 Wc Unit (235 Deep)



Product Dimensions

Height (mm):	818
Width (mm):	502
Depth (mm):	260
Nett Weight (kg):	13.1

Packaging Dimensions

Height (mm):	825
Width (mm):	525
Depth (mm):	260
Gross Weight (kg):	13.6

Packaging Data

Box Colour:	Brown Cardboard Box - Printed
Box Qty:	0
Label Size:	0 x 0
Label Colour:	Not Applicable
Label Qty:	0

Outer Box Dimensions (If Applicable)

Height (mm):	
Width (mm):	
Depth (mm):	
Gross Weight (kg):	
Barcode:	5056462618395

Product Details

Country of Origin:	China
Fitting Instruction:	No
CE & UKCA:	N/A
FSC Certified Materials:	Yes
Colour:	Gloss White
Construction Method:	Cam & Wood Dowel
Construction Type:	Rigid
Cabinet Finish:	MFC Painted Gloss
Fascia Finish:	Mdf Painted Gloss
Cabinet Thickness (mm):	16
Fascia Thickness (mm):	18
Drawer Included:	Not Applicable
Drawer Type:	Not Applicable
No of Shelves:	0
Hinge Type:	Not Applicable
Hinge Included:	No
Adjustable Legs:	No, Not Required
Fixings Included:	Yes
Handle Style:	Not Applicable
Waste Shroud:	No
Handle Included:	No
Handle Type:	Not Applicable