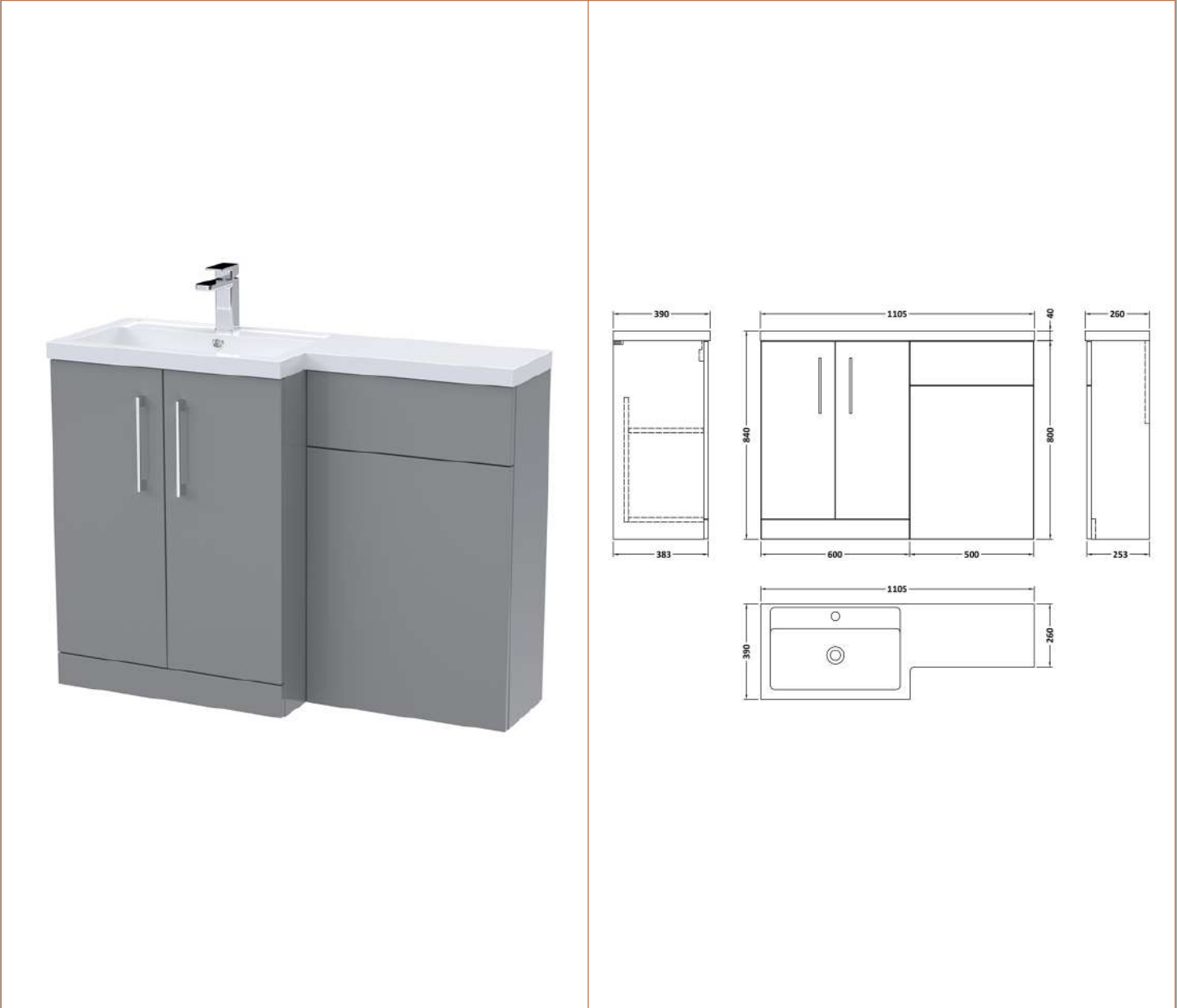


Sales Code: ARN2211L

Description: 1100X390 Combination Unit Lh

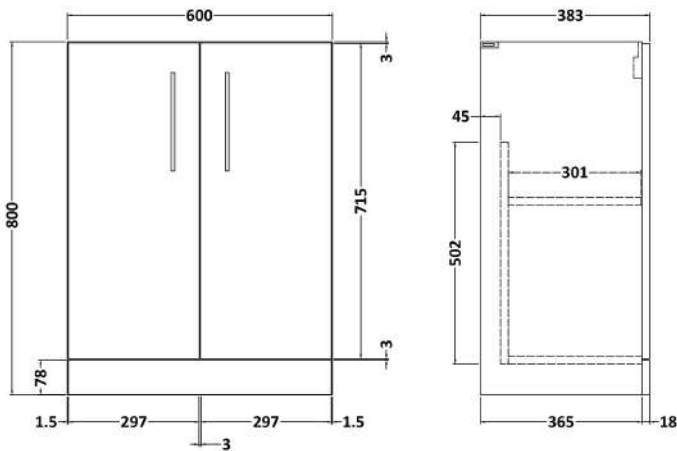
Packaging Details

Barcode: 5056678450376



Sales Code: NVF2203F

Description: 600 Fs 2-Door Unit (365 Deep)



Product Dimensions

Height (mm):	800
Width (mm):	600
Depth (mm):	383
Nett Weight (kg):	19.5

Packaging Dimensions

Height (mm):	835
Width (mm):	620
Depth (mm):	375
Gross Weight (kg):	20

Packaging Data

Box Colour:	Brown Cardboard Box - Printed
Box Qty:	0
Label Size:	0 x 0
Label Colour:	White Label
Label Qty:	2

Outer Box Dimensions (If Applicable)

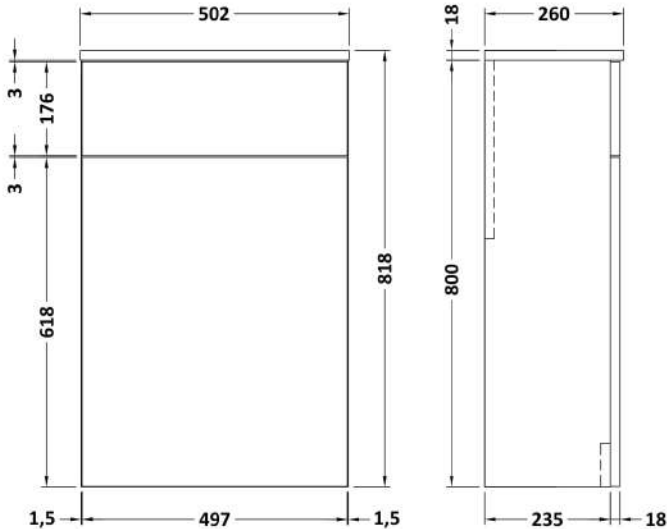
Height (mm):	
Width (mm):	
Depth (mm):	
Gross Weight (kg):	
Barcode:	5056462697406

Product Details

Country of Origin:	China
Fitting Instruction:	No
CE & UKCA:	N/A
FSC Certified Materials:	Yes
Colour:	Satin Grey
Construction Method:	Cam & Wood Dowel
Construction Type:	Rigid
Cabinet Finish:	MFC Painted Matt
Fascia Finish:	Mdf Painted Matt
Cabinet Thickness (mm):	16
Fascia Thickness (mm):	18
Drawer Included:	No
Drawer Type:	Not Applicable
No of Shelves:	1
Hinge Type:	95 Degree Soft Close
Hinge Included:	Yes, Supplied
Adjustable Legs:	No, Not Required
Fixings Included:	Yes
Handle Style:	Contemporary
Waste Shroud:	No
Handle Included:	Yes, Supplied
Handle Type:	D-Shape

Sales Code: NVF2241

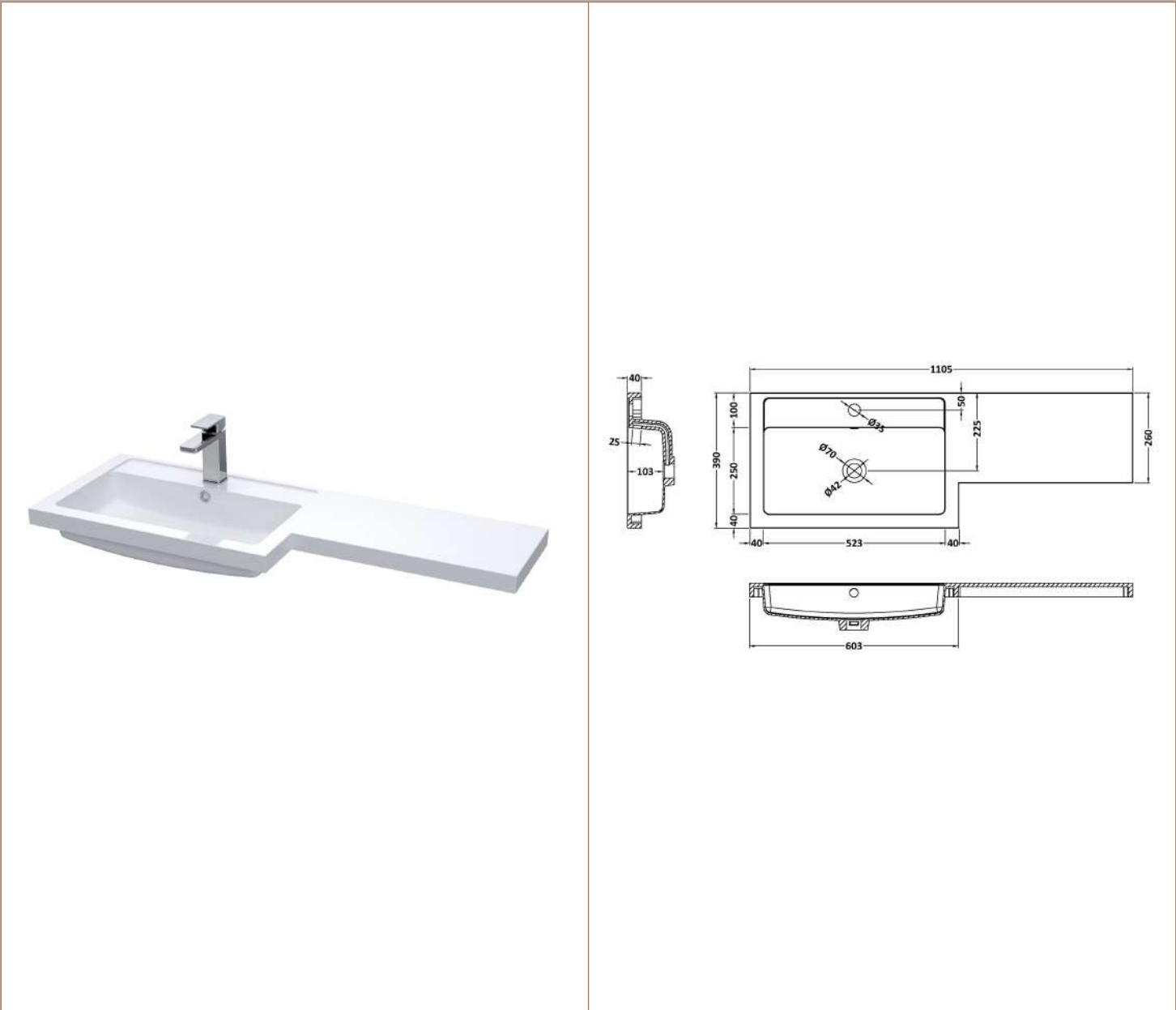
Description: 500 Wc Unit (235 Deep)



Product Dimensions	
Height (mm):	818
Width (mm):	502
Depth (mm):	260
Nett Weight (kg):	13.1
Packaging Dimensions	
Height (mm):	825
Width (mm):	525
Depth (mm):	260
Gross Weight (kg):	13.6
Packaging Data	
Box Colour:	Brown Cardboard Box - Printed
Box Qty:	0
Label Size:	0 x 0
Label Colour:	White Label
Label Qty:	2
Outer Box Dimensions (If Applicable)	
Height (mm):	
Width (mm):	
Depth (mm):	
Gross Weight (kg):	
Barcode:	5056678405949
Product Details	
Country of Origin:	China
Fitting Instruction:	No
CE & UKCA:	N/A
FSC Certified Materials:	Yes
Colour:	Satin Grey
Construction Method:	Cam & Wood Dowel
Construction Type:	Rigid
Cabinet Finish:	MFC Painted Matt
Fascia Finish:	Mdf Painted Matt
Cabinet Thickness (mm):	16
Fascia Thickness (mm):	18
Drawer Included:	No
Drawer Type:	Not Applicable
No of Shelves:	0
Hinge Type:	Not Applicable
Hinge Included:	No
Adjustable Legs:	No, Not Required
Fixings Included:	Yes
Handle Style:	Not Applicable
Waste Shroud:	No
Handle Included:	No
Handle Type:	Not Applicable

Sales Code: PMB411L

Description: 1100X390 L Shaped Polymarble Basin Lh



Product Dimensions		
Height (mm):	135	
Width (mm):	1105	
Depth (mm):	390	
Nett Weight (kg):	16	
Packaging Dimensions		
Height (mm):	190	
Width (mm):	420	
Depth (mm):	1160	
Gross Weight (kg):	16.5	
Packaging Data		
Box Colour:	Brown Cardboard Box - Printed	
Box Qty:	1	
Label Size:	100 x 50	
Label Colour:	White Label	
Label Qty:	2	
Outer Box Dimensions (If Applicable)		
Height (mm):		
Width (mm):		
Depth (mm):		
Gross Weight (kg):		
Barcode:	5056211874201	
Product Details		
Country of Origin:	China	
Fitting Instruction:	No	
Certification: CE & UKCA: No	WRAS: N/A	WRAS No: N/A
Product Material:	Polymarble	
Fixing Supplied:	No	
Pans/Bidets:	Trap Style: Not Applicable	Includes Seat: Not Applicable
Seats:	Seat Type: Not Applicable	Material: Not Applicable
	Function: Not Applicable	Hinge Type: Not Applicable
	Hinge Material: Not Applicable	
Cisterns:	Operating Type: Not Applicable	Fittings: Not Applicable
	Lever Type: Not Applicable	
Basins:	Tap Hole: One Taphole	Chain Stay Hole: No
	Template: Not Required	Waste Type Req: Slotted
	Overflow Inc: Yes	Overflow Cover: Yes
	Inner Bowl Depth (mm): 103mm	