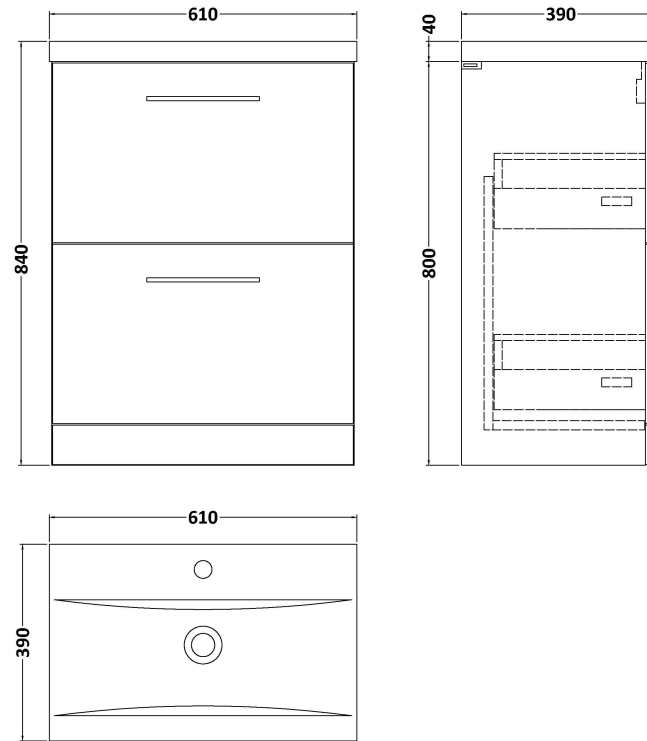


Sales Code: ARN2533A

Description: 600 Fs 2-Drawer Vanity & Basin 1

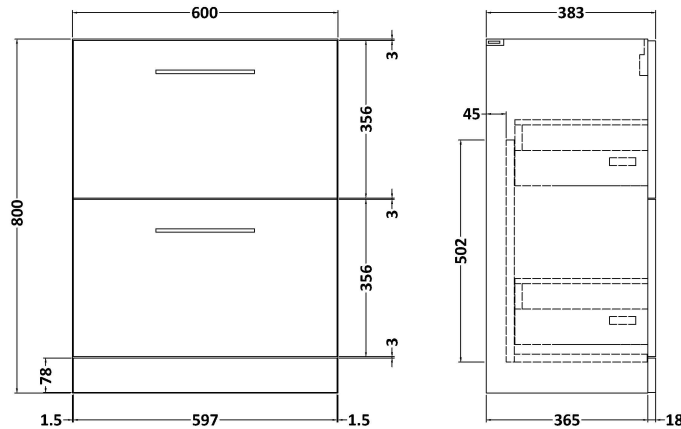


### Packaging Details

Barcode: 5056462666808

**Sales Code:** NVF2533

**Description:** 600 Fs 2-Drawer Unit (365 Deep)



### Product Dimensions

Height (mm):	800
Width (mm):	600
Depth (mm):	383
Nett Weight (kg):	26

### Packaging Dimensions

Height (mm):	835
Width (mm):	632
Depth (mm):	391
Gross Weight (kg):	26.5

### Packaging Data

Box Colour:	Brown Cardboard Box
Box Qty:	1
Label Size:	100 x 50
Label Colour:	White Label
Label Qty:	2

### Outer Box Dimensions (If Applicable)

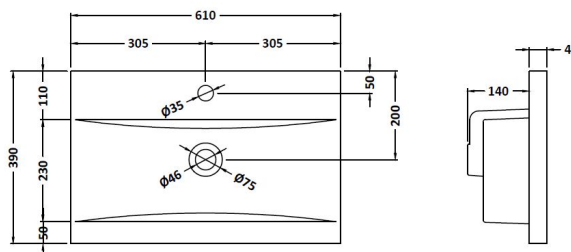
Height (mm):	
Width (mm):	
Depth (mm):	
Gross Weight (kg):	
Barcode:	5056462660677

### Product Details

Country of Origin:	United Kingdom
Fitting Instruction:	No
CE Certification:	N/A
FSC Certified Materials:	Yes
Colour:	Grey Vicenza Oak
Construction Method:	Cam & Wood Dowel
Construction Type:	Rigid
Cabinet Finish:	MFC Textured Woodgrain
Fascia Finish:	MFC Textured Woodgrain
Cabinet Thickness (mm):	18
Fascia Thickness (mm):	18
Drawer Included:	Yes
Drawer Type:	80mm High Metal S/C Inc Galler
No of Shelves:	0
Hinge Type:	Not Applicable
Hinge Included:	Not Applicable
Adjustable Legs:	No, Not Required
Fixings Included:	Yes
Handle Style:	Contemporary
Waste Shroud:	Yes
Handle Included:	Yes, Supplied
Handle Type:	D-Shape

Sales Code: NVM013

Description: 600 Mid-Edged Basin 1 Th



### Product Dimensions

Height (mm):	180
Width (mm):	610
Depth (mm):	390
Nett Weight (kg):	11

### Packaging Dimensions

Height (mm):	200
Width (mm):	410
Depth (mm):	630
Gross Weight (kg):	11

### Packaging Data

Box Colour:	Brown Cardboard Box - Printed
Box Qty:	1
Label Size:	100 x 50
Label Colour:	White Label
Label Qty:	2

### Outer Box Dimensions (If Applicable)

Height (mm):	
Width (mm):	
Depth (mm):	
Gross Weight (kg):	
Barcode:	5055369043415

### Product Details

Country of Origin:	China
Fitting Instruction:	No
Certification:	CE: No WRAS: N/A WRAS No: N/A
Product Material:	Vitreous China
Fixing Supplied:	No

**Pans/Bidets:** Trap Style: Not Applicable Includes Seat: Not Applicable

**Seats:** Seat Type: Not Applicable Material: Not Applicable  
Function: Not Applicable Hinge Type: Not Applicable  
Hinge Material: Not Applicable

**Cisterns:** Operating Type: Not Applicable Fittings: Not Applicable  
Lever Type: Not Applicable

**Basins:** Tap Hole: One Taphole Chain Stay Hole: No  
Template: Not Required Waste Type Req: Slotted  
Overflow Inc: Yes Overflow Cover: Yes  
Inner Bowl Depth (mm): 125mm