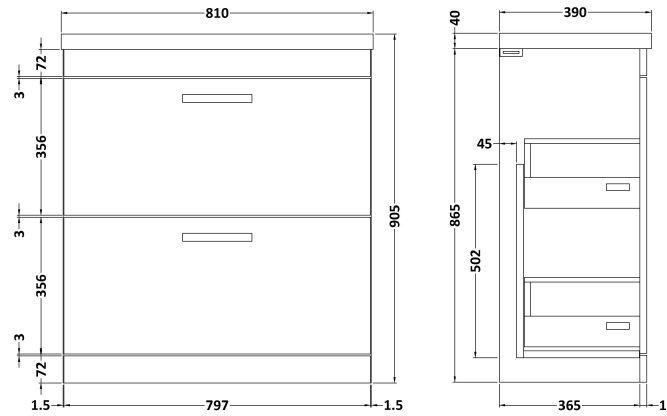


**Sales Code:** ATH079A

**Description:** 800 Fs 2-Drawer Vanity & Basin 1

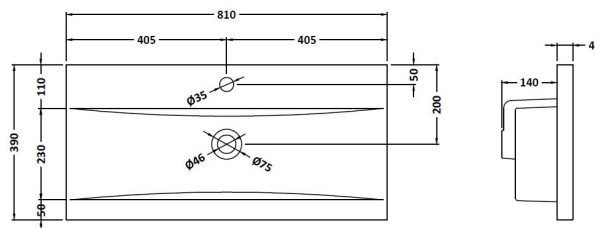
### Packaging Details

Barcode: 5056211815013



Sales Code: NVM015

Description: 800 Mid Edged Basin 1 Th



### Product Dimensions

Height (mm):	180
Width (mm):	810
Depth (mm):	390
Nett Weight (kg):	15

### Packaging Dimensions

Height (mm):	210
Width (mm):	410
Depth (mm):	830
Gross Weight (kg):	15

### Packaging Data

Box Colour:	Brown Cardboard Box
Box Qty:	1
Label Size:	100 x 50
Label Colour:	White Label
Label Qty:	2

### Outer Box Dimensions (If Applicable)

Height (mm):	
Width (mm):	
Depth (mm):	
Gross Weight (kg):	
Barcode:	5055369043422

### Product Details

Country of Origin:	China
Fitting Instruction:	No
Certification:	CE: No WRAS: N/A WRAS No: N/A
Product Material:	Vitreous China
Fixing Supplied:	No

**Pans/Bidets:** Trap Style: Not Applicable Includes Seat: Not Applicable

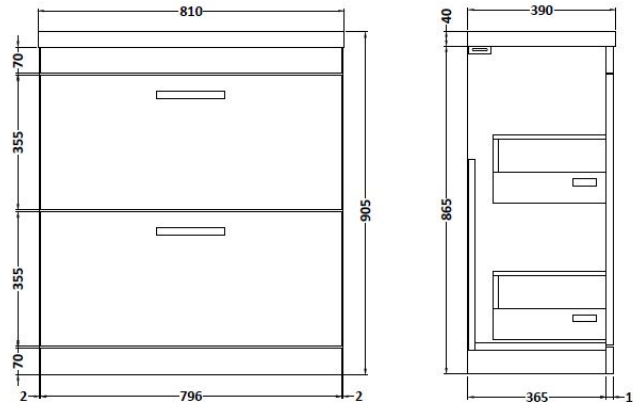
**Seats:** Seat Type: Not Applicable Material: Not Applicable  
Function: Not Included Hinge Type: Not Relevant  
Hinge Material: Not Applicable

**Cisterns:** Operating Type: Not Applicable Fittings: None Included  
Lever Type: Not Applicable

**Basins:** Tap Hole: One Taphole Chain Stay Hole: No  
Template: Not Required Waste Type Req: Slotted  
Overflow Inc: Not Applicable Overflow Cover: Yes  
Inner Bowl Depth (mm): 125mm

**Sales Code:** MOC305

**Description:** 800 Floor Standing 2-Drawer Basin Unit



800 2 - DRAWER FLOOR UNIT

### Product Dimensions

Height (mm):	865
Width (mm):	800
Depth (mm):	383
Nett Weight (kg):	31.5

### Packaging Dimensions

Height (mm):	885
Width (mm):	820
Depth (mm):	405
Gross Weight (kg):	32

### Packaging Data

Box Colour:	Brown Cardboard Box
Box Qty:	1
Label Size:	100 x 50
Label Colour:	White Label
Label Qty:	2

### Outer Box Dimensions (If Applicable)

Height (mm):	
Width (mm):	
Depth (mm):	
Gross Weight (kg):	
Barcode:	5055275870013

### Product Details

Country of Origin:	China
Fitting Instruction:	No
CE Certification:	N/A
FSC Certified Materials:	Yes
Colour:	Gloss Grey
Construction Method:	Cam & Wood Dowel
Construction Type:	Rigid
Cabinet Finish:	MFC Painted Gloss
Fascia Finish:	Mdf Painted Gloss
Cabinet Thickness (mm):	16
Fascia Thickness (mm):	18
Drawer Included:	Yes
Drawer Type:	80mm High Metal Softclose
No of Shelves:	0
Hinge Type:	Not Applicable
Hinge Included:	Not Applicable
Adjustable Legs:	No, Not Required
Fixings Included:	Yes
Handle Style:	Contemporary
Waste Shroud:	Yes
Handle Included:	Yes, Supplied
Handle Type:	Strap