

PRODUCT DATA SHEET

Single Ended Baths 1600x700mm

Product Code: BATH-CRNDSE1600X700-D

Product Measurements

Product Weight:	17.48kg
Product Width:	1600mm
Product Height:	700mm
Product Depth:	400mm
Product Length:	N/a

Product Transportation

Barcode:	5060500643270
Country of Origin:	Egypt
Comodity Code:	3922100000

Primary Packed Measurements

Packaged Weight:	18kg
Packaged Length:	1600mm
Packaged Width:	700mm
Packaged Height:	400mm

Packaging Weight

Card:	0.5kg
Paper:	N/a
Wood:	N/a
Plastic:	0.02kg

General Information

Construction Material:	Acrylic
Installation Type:	Wall Mounted
Colour / Finish:	White

Bath Attributes

Bath Water Capacity (Litres):	136
Bath Water Capacity (m3):	0.136
Shape:	Single End Round
Handed:	Both
Bath Feet Included:	Yes
Supplied with Tap Holes:	No
Height Overflow/Soak Depth:	270mm
Internal Length Base (mm):	1120mm
Internal Width/Depth Base:	420mm
Internal Height:	370mm
Supplied with Front Panel :	No
Supplied with End Panel:	No
Compatible Panel Part Code:	All

Compliance DOP

HBDOC076 / HBDOC077

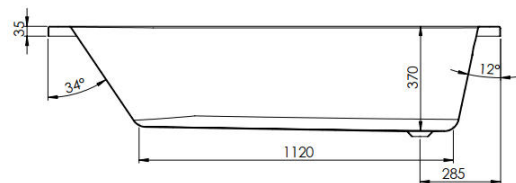


SCUDO
BEAUTIFUL BATHROOMS

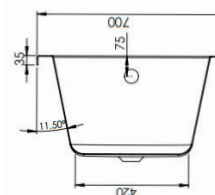
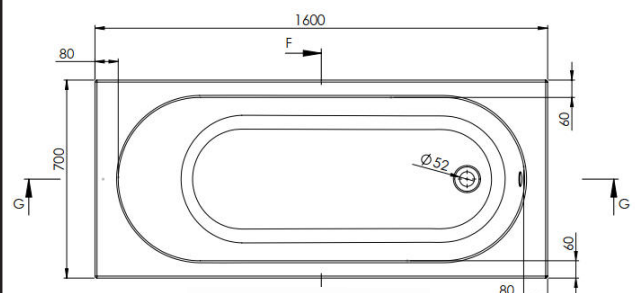
0330 124 7290

sales@scudo.co.uk - www.scudo.co.uk

Scudo is the trading name of Harrison Bathrooms Ltd. Whilst we endeavour to ensure that the product information is accurate we accept no liability for any information given. All images are for illustration purposes only. Product images and specification are subject to change. Measurement are in millimetres and are nominal.



SECTION G-G
SCALE 1 : 10



Dimensions (measurements in mm)



LIFETIME GUARANTEE

We are confident in our products and we want our customer to be, we proudly give a lifetime guarantee on our taps and showers, further details can be found on our website