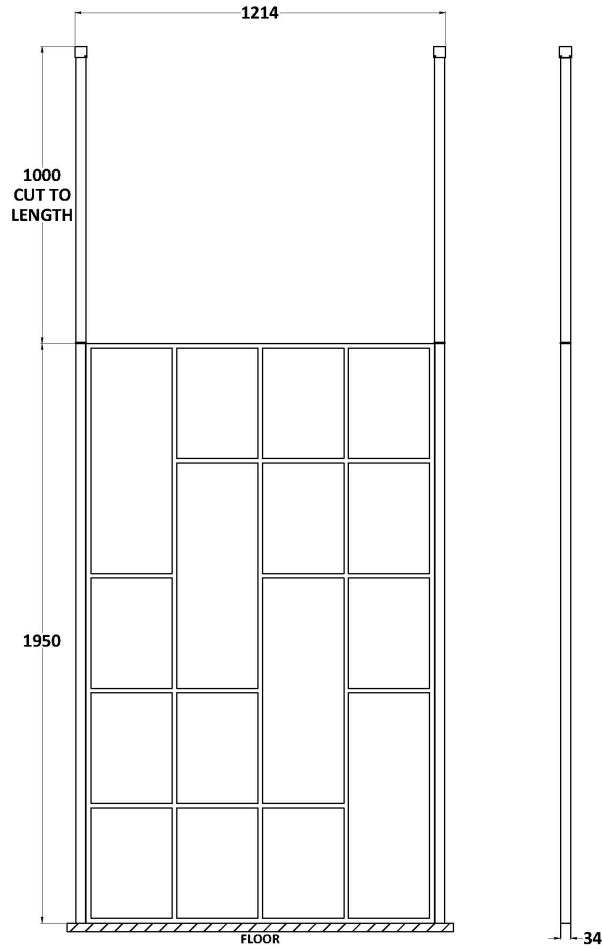



Sales Code: BFCPB12

Description: ABSTRACT 1200 Screen With Ceiling Posts

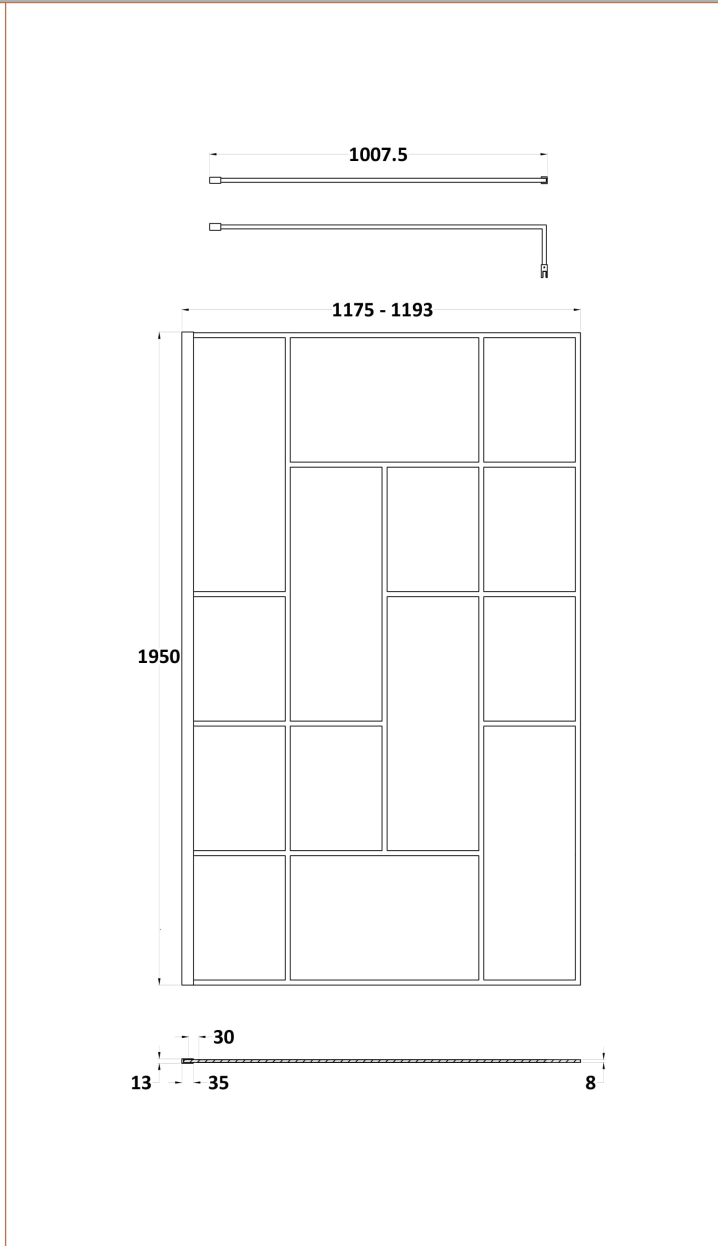

Packaging Details

Barcode: 5056462644264



Sales Code: WRSFB12

Description: ABSTRACT Wetroom Screen 1200X1950x8



Product Dimensions

Height (mm):	1950
Width (mm):	1193
Depth (mm):	14
Nett Weight (kg):	52.7

Packaging Dimensions

Height (mm):	60
Width (mm):	1250
Length (mm):	2070
Gross Weight (kg):	53.2

Packaging Data

Box Colour:	Brown Cardboard Box - Printed
Box Qty:	1
Label Size:	x
Label Colour:	Not Applicable
Label Qty:	0

Outer Box Dimensions (If Applicable)

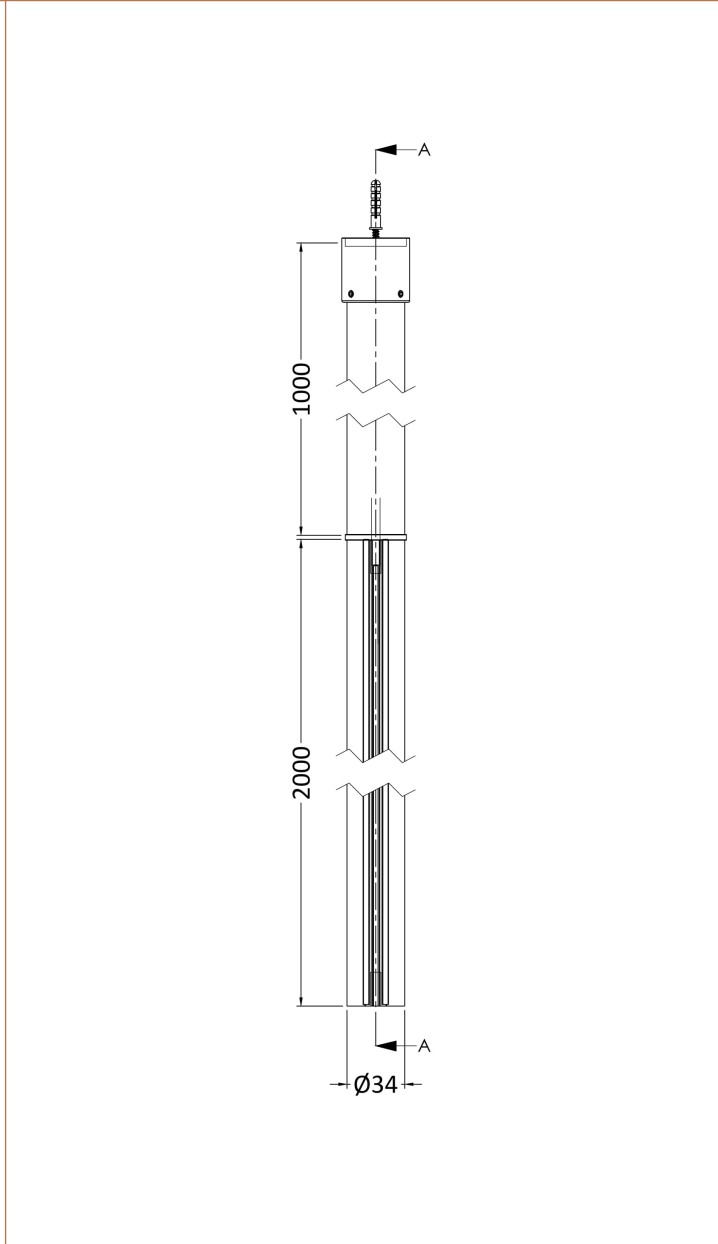

Height (mm):	
Width (mm):	
Depth (mm):	
Length (mm):	
Gross Weight (kg):	
Barcode:	5056462614175

Product Details

Country of Origin:	China
Fitting Instruction:	No
CE Approval:	Yes
Profile Material:	Aluminium
Profile Finish:	Matt Black
Adjustments (mm):	1175mm-1193mm
Entry Width (mm):	N/A
Swing In Dim (mm):	N/A
Swing Out Dim (mm):	N/A
Radius (mm):	Not Applicable
Glass Thickness (mm):	8
Easy Fit:	No
Easy Clean:	No
Handle Style:	Not Applicable
Handle Material:	Not Applicable
Enclosure Design:	Frameless
Wheel Type:	Not Applicable
Support Bar Included:	Support Bar Included
Extras:	None

Sales Code: WRSF006

Description: 2/1M Wetroom Screen Ceiling Post Black



Product Dimensions

Height (mm):	3000
Width (mm):	34
Depth (mm):	34
Nett Weight (kg):	3

Packaging Dimensions

Height (mm):	2030
Width (mm):	100
Length (mm):	70
Gross Weight (kg):	3

Packaging Data

Box Colour:	Brown Cardboard Box - Printed
Box Qty:	1
Label Size:	100 x 50
Label Colour:	White Label
Label Qty:	1

Outer Box Dimensions (If Applicable)

Height (mm):	
Width (mm):	
Depth (mm):	
Length (mm):	
Gross Weight (kg):	
Barcode:	5056211850601

Product Details

Country of Origin:	China
Fitting Instruction:	No
CE Approval:	N/A
Profile Material:	Aluminium
Profile Finish:	Matt Black
Adjustments (mm):	N/A
Entry Width (mm):	N/A
Swing In Dim (mm):	N/A
Swing Out Dim (mm):	N/A
Radius (mm):	Not Applicable
Glass Thickness (mm):	
Easy Fit:	Not Applicable
Easy Clean:	Not Applicable
Handle Style:	Not Applicable
Handle Material:	Not Applicable
Enclosure Design:	Not Applicable
Wheel Type:	Not Applicable
Support Bar Included:	Support Bar Not Included
Extras:	None