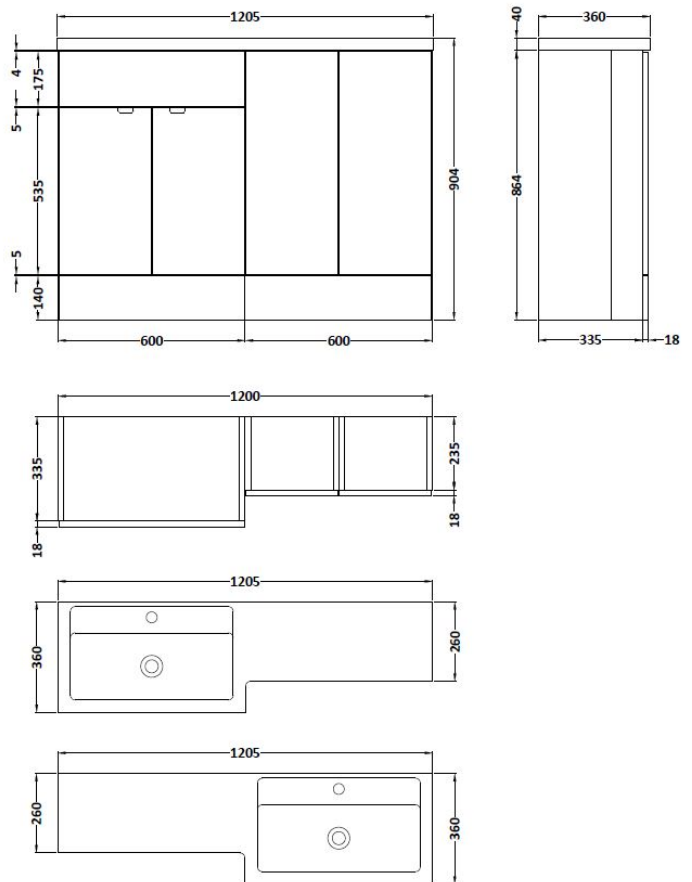


## CUSTOMER DATA SHEET

SALES CODE: CBI112

DESCRIPTION: 1200mm Combination - Fd Option 2 - Rh



### PACKAGING DETAILS

No of Packs

3

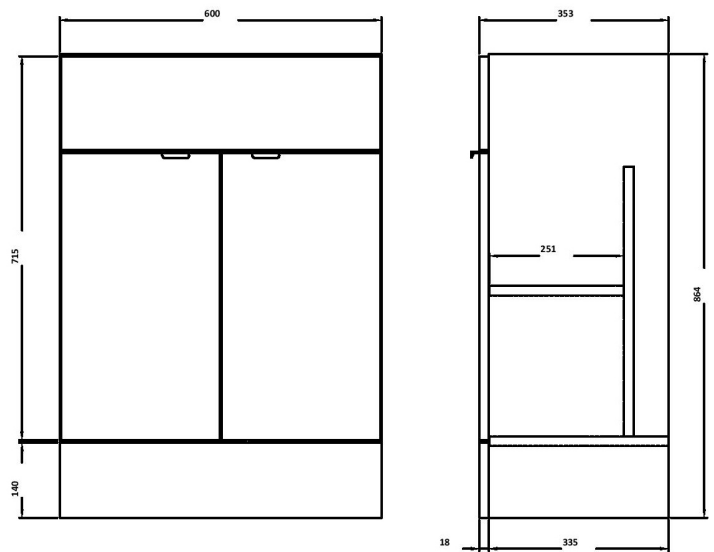
Barcode

5055275887141

## CUSTOMER DATA SHEET - FURNITURE

SALES CODE: OFF108

DESCRIPTION: 600 Vanity Unit (355mm Deep)



### PRODUCT DIMENSIONS

Height (mm)	Width (mm)	Depth (mm)	Nett Wgt Kg
864	600	355	20.7

### PACKAGING DIMENSIONS

Height (mm)	Width (mm)	Length (mm)	Gross Wgt Kg
375	620	900	20.7

### PACKAGING DATA

Box Colour	Brown Cardboard Box		
Box Qty	1	Label Colour	Not Applicable
Label Size	100 x 50	Label Qty	0

### OUTER BOX DIMENSIONS (If Applicable)

Height (mm)	Width (mm)	Depth (mm)	Gross Wgt Kg
Barcode	5055275817391		

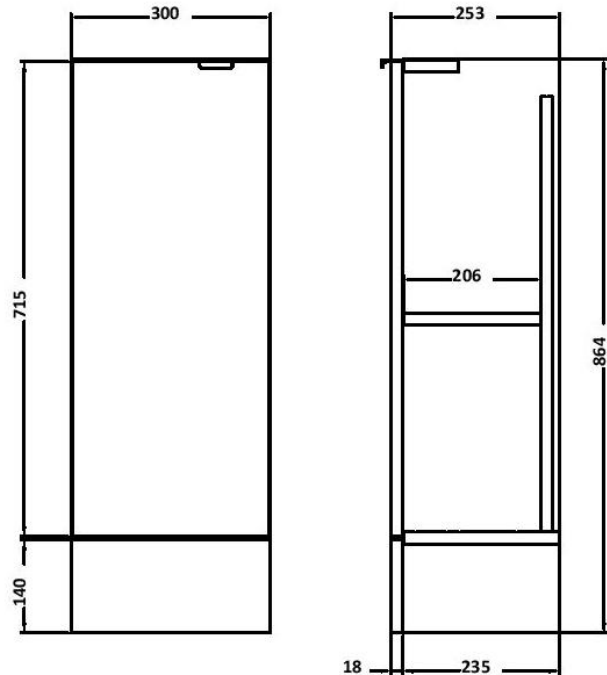
### PRODUCT DETAILS

Country of Origin	United Kingdom			
Fitting Instruction	Yes			
Constr' Method	Cam & Wood Dowel			
Cabinet Finish	MFC Painted Gloss			
Cab Thickness (mm)	16			
Drawer Included	No			
No of Shelves	1			
Hinge Inc'	Yes			
Fixings Inc'	Yes			
Handle Inc'	Yes			
Handle Type	Wrapover			
Certification	FSC	Yes	CE	N/A
Colour	Gloss White			
Constr' Type	Rigid			
Fascia Finish	Mdf Painted Gloss			
Fas Thickness (mm)	18			
Drawer Type	Not Applicable			
Hinge Type	95 Degree Clip-On Soft Close			
Adjustable Legs	No			
Handle Style	Contemporary			
Waste Shroud	No			

## CUSTOMER DATA SHEET - FURNITURE

SALES CODE: OFF181

DESCRIPTION: 300 Base Unit (255mm Deep)



### PRODUCT DIMENSIONS

Height (mm)	Width (mm)	Depth (mm)	Nett Wgt Kg
864	300	255	12.2

### PACKAGING DIMENSIONS

Height (mm)	Width (mm)	Length (mm)	Gross Wgt Kg
290	325	875	12.2

### PACKAGING DATA

Box Colour	Brown Cardboard Box		
Box Qty	1	Label Colour	Not Applicable
Label Size	100 x 50	Label Qty	0

### OUTER BOX DIMENSIONS (If Applicable)

Height (mm)	Width (mm)	Depth (mm)	Gross Wgt Kg
Barcode	5055275816981		

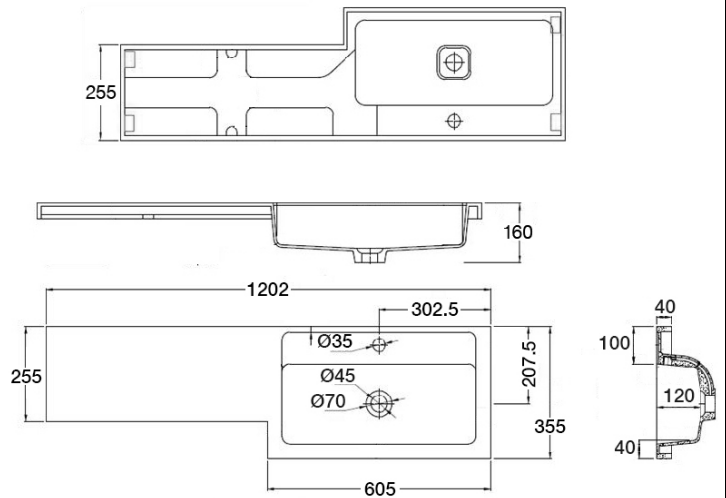
### PRODUCT DETAILS

Country of Origin	United Kingdom			
Fitting Instruction	Yes			
Constr' Method	Cam & Wood Dowel			
Cabinet Finish	MFC Painted Gloss			
Cab Thickness (mm)	16			
Drawer Included	No			
No of Shelves	1			
Hinge Inc'	Yes			
Fixings Inc'	Yes			
Handle Inc'	Yes			
Handle Type	Wrapover			
Certification	FSC	Yes	CE	N/A
Colour	Gloss White			
Constr' Type	Rigid			
Fascia Finish	Mdf Painted Gloss			
Fas Thickness (mm)	18			
Drawer Type	Not Applicable			
Hinge Type	95 Degree Clip-On Soft Close			
Adjustable Legs	No			
Handle Style	Contemporary			
Waste Shroud	No			

## CUSTOMER DATA SHEET - CERAMICS

SALES CODE: PMB414R

DESCRIPTION: 1200 L Shaped Polymarble Basin Rh



### PRODUCT DIMENSIONS

Height (mm)	Width (mm)	Depth (mm)	Nett Wgt Kg
145	1205	355	17

### PACKAGING DIMENSIONS

Height (mm)	Width (mm)	Depth (mm)	Gross Wgt Kg
190	420	1260	17

### PACKAGING DATA

Box Colour	Brown Cardboard Box - Printed		
Box Qty	1	Label Colour	White Label
Label Size	100 x 50	Label Qty	2

### OUTER BOX DIMENSIONS (If Applicable)

Height (mm)	Width (mm)	Depth (mm)	Gross Wgt Kg
Barcode		5055275812488	

### PRODUCT DETAILS

Country of Origin	China
Fitting Instruction	No

Certification	CE	No	WRAS	N/A	WRAS Number	N/A
Product Material	Polymarble					

### PANS/BIDETS

Trap Style	Not Applicable	Includes Seat	Not Applicable
------------	----------------	---------------	----------------

### CISTERNS

Fittings	Not Applicable	Operating Type	Not Applicable
Lever Type	Not Applicable		

### SEAT

Type	Not Applicable	Function	Not Applicable
Material	Not Applicable		
Hinge Type	Not Applicable	Hinge Material	Not Applicable

### BASINS

Tap Hole	One Taphole	Chain Stay Hole	No
Template	Not Required	Waste Type Req'd	Slotted
Overflow Incl.	Yes	Overflow Cover	Yes
Inner Bowl Depth	215mm		

### GENERAL

Fixing Supplied	No
-----------------	----