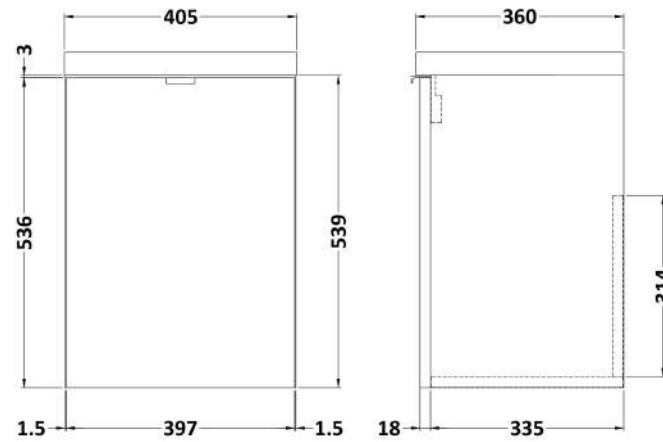


Sales Code: CBI139

Description: 400 1-Door Wall Hung Unit & Basin

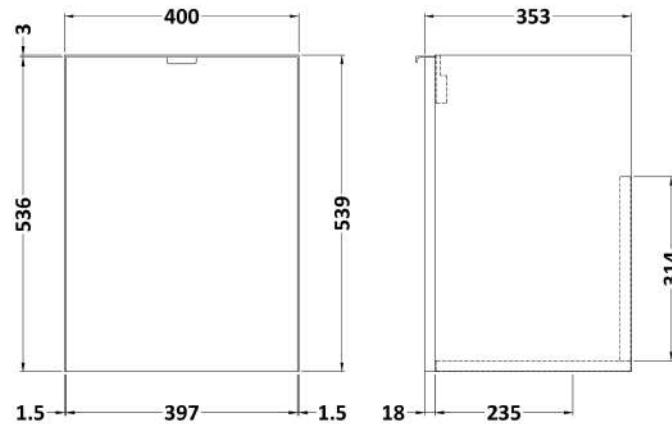


### Packaging Details

Barcode: 5056211849032

Sales Code: OFF133

Description: 400 1-Door Wall Hung Unit (355mm)



### Product Dimensions

Height (mm):	540
Width (mm):	400
Depth (mm):	353
Nett Weight (kg):	9.5

### Packaging Dimensions

Height (mm):	560
Width (mm):	420
Depth (mm):	375
Gross Weight (kg):	10

### Packaging Data

Box Colour:	Brown Cardboard Box
Box Qty:	1
Label Size:	x
Label Colour:	White Label
Label Qty:	0

### Outer Box Dimensions (If Applicable)

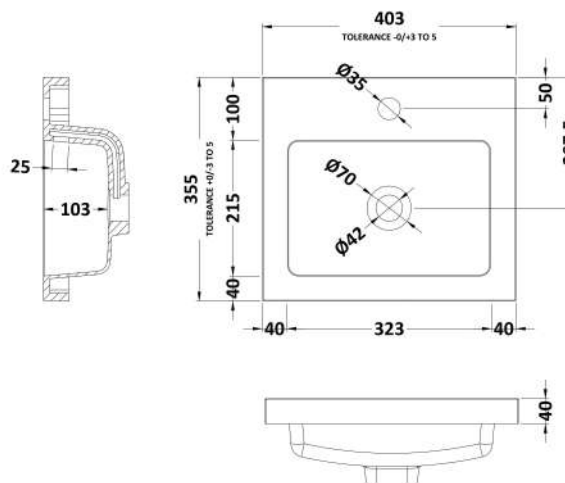
Height (mm):	
Width (mm):	
Depth (mm):	
Gross Weight (kg):	
Barcode:	5056211848738

### Product Details

Country of Origin:	China
Fitting Instruction:	No
CE & UKCA:	N/A
FSC Certified Materials:	Yes
Colour:	Gloss White
Construction Method:	Cam & Wood Dowel
Construction Type:	Rigid
Cabinet Finish:	MFC Painted Gloss
Fascia Finish:	MFC Painted Gloss
Cabinet Thickness (mm):	16
Fascia Thickness (mm):	18
Drawer Included:	No
Drawer Type:	Not Applicable
No of Shelves:	0
Hinge Type:	95 Degree Clip-On Soft Close
Hinge Included:	Yes, Supplied
Adjustable Legs:	No, Not Required
Fixings Included:	Yes
Handle Style:	Modern
Waste Shroud:	No
Handle Included:	Yes, Supplied
Handle Type:	Wrapover

Sales Code: PMB311

Description: 400 Rear Tap Basin 1Th



### Product Dimensions

Height (mm):	355
Width (mm):	403
Depth (mm):	135
Nett Weight (kg):	6.01

### Packaging Dimensions

Height (mm):	550
Width (mm):	450
Depth (mm):	420
Gross Weight (kg):	6.01

### Packaging Data

Box Colour:	Brown Cardboard Box - Printed
Box Qty:	1
Label Size:	100 x 50
Label Colour:	White Label
Label Qty:	2

### Outer Box Dimensions (If Applicable)

Height (mm):	
Width (mm):	
Depth (mm):	
Gross Weight (kg):	
Barcode:	5055369071968

### Product Details

Country of Origin:	China
Fitting Instruction:	No
Certification: CE & UKCA:	Yes
WRAS:	N/A
WRAS No:	N/A
Product Material:	Polymarble
Fixing Supplied:	No

**Pans/Bidets:** Trap Style: Not Applicable Includes Seat: Not Applicable

**Seats:** Seat Type: Not Applicable Material: Not Applicable  
Function: Not Applicable Hinge Type: Not Applicable  
Hinge Material: Not Applicable

**Cisterns:** Operating Type: Not Applicable Fittings: Not Applicable  
Lever Type: Not Applicable

**Basins:** Tap Hole: One Taphole Chain Stay Hole: No  
Template: Not Required Waste Type Req: Slotted  
Overflow Inc: Yes Overflow Cover: Yes  
Inner Bowl Depth (mm): 103mm