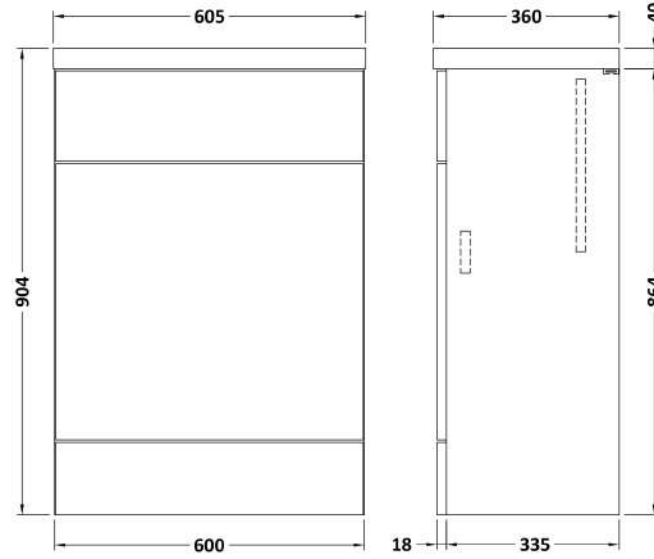


**Sales Code:** CBI3020

**Description:** 600mm Fd Wc Unit & Polymarble Top

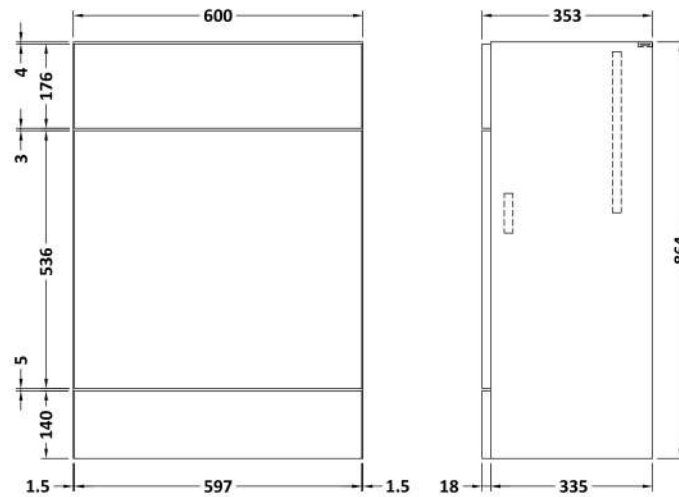


**Packaging Details**

Barcode: 5056678453537

Sales Code: OFF3048

Description: 600 W.C. Unit Full Depth



### Product Dimensions

|                   |      |
|-------------------|------|
| Height (mm):      | 864  |
| Width (mm):       | 600  |
| Depth (mm):       | 355  |
| Nett Weight (kg): | 15.5 |

### Packaging Dimensions

|                    |     |
|--------------------|-----|
| Height (mm):       | 375 |
| Width (mm):        | 625 |
| Depth (mm):        | 900 |
| Gross Weight (kg): | 16  |

### Packaging Data

|               |                     |
|---------------|---------------------|
| Box Colour:   | Brown Cardboard Box |
| Box Qty:      | 1                   |
| Label Size:   | 100 x 50            |
| Label Colour: | White Label         |
| Label Qty:    | 2                   |

### Outer Box Dimensions (If Applicable)


|                    |               |
|--------------------|---------------|
| Height (mm):       |               |
| Width (mm):        |               |
| Depth (mm):        |               |
| Gross Weight (kg): |               |
| Barcode:           | 5056678437025 |

### Product Details

|                          |                        |
|--------------------------|------------------------|
| Country of Origin:       | United Kingdom         |
| Fitting Instruction:     | No                     |
| CE & UKCA:               | N/A                    |
| FSC Certified Materials: | Yes                    |
| Colour:                  | Bleached Cuneo Oak     |
| Construction Method:     | Cam & Wood Dowel       |
| Construction Type:       | Rigid                  |
| Cabinet Finish:          | MFC Textured Woodgrain |
| Fascia Finish:           | MFC Textured Woodgrain |
| Cabinet Thickness (mm):  | 18                     |
| Fascia Thickness (mm):   | 18                     |
| Drawer Included:         | No                     |
| Drawer Type:             | Not Applicable         |
| No of Shelves:           | 0                      |
| Hinge Type:              | Not Applicable         |
| Hinge Included:          | No                     |
| Adjustable Legs:         | No                     |
| Fixings Included:        | Yes                    |
| Handle Style:            | Not Applicable         |
| Waste Shroud:            | No                     |
| Handle Included:         | No                     |
| Handle Type:             | Not Applicable         |

Sales Code: PMB453

Description: 600 Wc Unit Top 600X355



**Product Dimensions**

|                   |     |
|-------------------|-----|
| Height (mm):      | 40  |
| Width (mm):       | 603 |
| Depth (mm):       | 355 |
| Nett Weight (kg): | 8   |

**Packaging Dimensions**

|                    |     |
|--------------------|-----|
| Height (mm):       | 90  |
| Width (mm):        | 420 |
| Depth (mm):        | 670 |
| Gross Weight (kg): | 8   |

**Packaging Data**

|               |                               |
|---------------|-------------------------------|
| Box Colour:   | Brown Cardboard Box - Printed |
| Box Qty:      | 1                             |
| Label Size:   | 100 x 50                      |
| Label Colour: | White Label                   |
| Label Qty:    | 2                             |

**Outer Box Dimensions (If Applicable)**

|                    |               |
|--------------------|---------------|
| Height (mm):       |               |
| Width (mm):        |               |
| Depth (mm):        |               |
| Gross Weight (kg): |               |
| Barcode:           | 5055275812426 |

**Product Details**

|                           |            |
|---------------------------|------------|
| Country of Origin:        | China      |
| Fitting Instruction:      | No         |
| Certification: CE & UKCA: | N/A        |
| WRAS:                     | N/A        |
| WRAS No:                  | N/A        |
| Product Material:         | Polymarble |
| Fixing Supplied:          | No         |

**Pans/Bidets:** Trap Style: Not Applicable Includes Seat: Not Applicable

**Seats:** Seat Type: Not Applicable Material: Not Applicable  
 Function: Not Applicable Hinge Type: Not Applicable  
 Hinge Material: Not Applicable

**Cisterns:** Operating Type: Not Applicable Fittings: Not Applicable  
 Lever Type: Not Applicable

**Basins:** Tap Hole: Not Applicable Chain Stay Hole: Not Applicable  
 Template: Not Applicable Waste Type Req: Not Applicable  
 Overflow Inc: Not Applicable Overflow Cover: Not Applicable  
 Inner Bowl Depth (mm): N/A