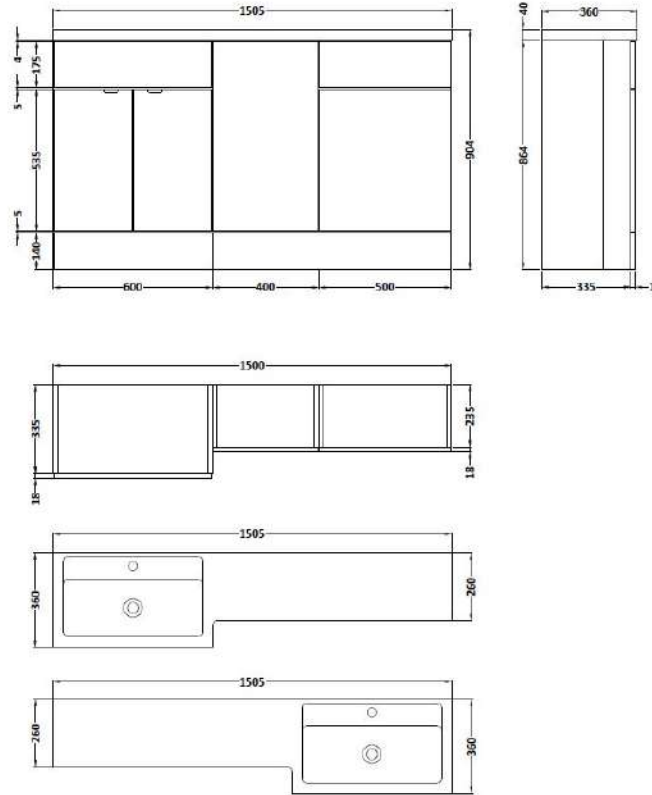


Sales Code: CBI415

Description: 1500mm Combination - Fd Option 1 - Lh

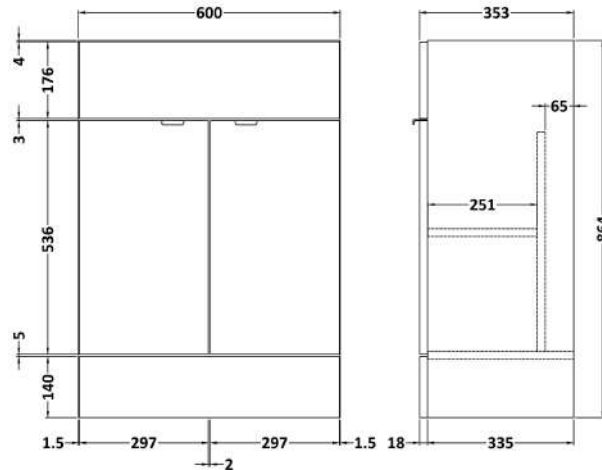


Packaging Details

Barcode: 5056211850182

Sales Code: OFG408

Description: 600 Vanity Unit (355mm Deep)



Product Dimensions

Height (mm):	864
Width (mm):	600
Depth (mm):	355
Nett Weight (kg):	20.5

Packaging Dimensions

Height (mm):	900
Width (mm):	625
Depth (mm):	375
Gross Weight (kg):	21

Packaging Data

Box Colour:	Brown Cardboard Box
Box Qty:	1
Label Size:	100 x 50
Label Colour:	White Label
Label Qty:	2

Outer Box Dimensions (If Applicable)

Height (mm):	
Width (mm):	
Depth (mm):	
Gross Weight (kg):	
Barcode:	5056211849889

Product Details

Country of Origin:	China
Fitting Instruction:	No
CE & UKCA:	N/A
FSC Certified Materials:	Yes
Colour:	Gloss Grey Mist
Construction Method:	Cam & Wood Dowel
Construction Type:	Rigid
Cabinet Finish:	MFC Gloss
Fascia Finish:	MFC Gloss
Cabinet Thickness (mm):	18
Fascia Thickness (mm):	18
Drawer Included:	No
Drawer Type:	Not Applicable
No of Shelves:	1
Hinge Type:	95 Degree Clip-On Soft Close
Hinge Included:	Yes
Adjustable Legs:	No
Fixings Included:	Yes
Handle Style:	Contemporary
Waste Shroud:	No
Handle Included:	Yes
Handle Type:	Wrapover

Sales Code: OFG445

Description: 500 Wc Unit (255mm Deep)



Product Dimensions

Height (mm):	864
Width (mm):	500
Depth (mm):	255
Nett Weight (kg):	11.5

Packaging Dimensions

Height (mm):	900
Width (mm):	525
Depth (mm):	290
Gross Weight (kg):	12

Packaging Data

Box Colour:	Brown Cardboard Box
Box Qty:	1
Label Size:	100 x 50
Label Colour:	White Label
Label Qty:	2

Outer Box Dimensions (If Applicable)

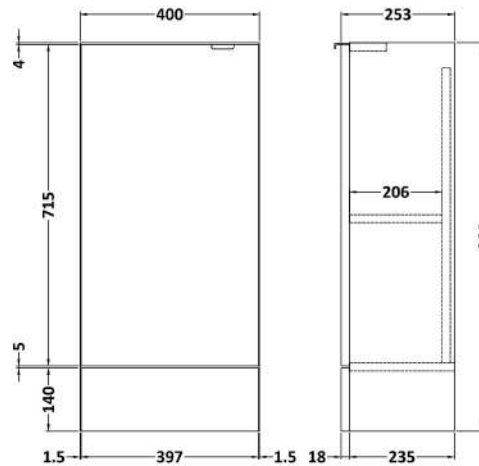
Height (mm):	
Width (mm):	
Depth (mm):	
Gross Weight (kg):	
Barcode:	5056211849407

Product Details

Country of Origin:	China
Fitting Instruction:	No
CE & UKCA:	N/A
FSC Certified Materials:	Yes
Colour:	Gloss Grey Mist
Construction Method:	Cam & Wood Dowel
Construction Type:	Rigid
Cabinet Finish:	MFC Painted Gloss
Fascia Finish:	MFC Painted Gloss
Cabinet Thickness (mm):	16
Fascia Thickness (mm):	18
Drawer Included:	No
Drawer Type:	Not Applicable
No of Shelves:	0
Hinge Type:	Not Applicable
Hinge Included:	No
Adjustable Legs:	No
Fixings Included:	Yes
Handle Style:	Not Applicable
Waste Shroud:	No
Handle Included:	Not Applicable
Handle Type:	Not Applicable

Sales Code: OFG483

Description: 400 Base Unit (255mm Deep)



Product Dimensions

Height (mm):	864
Width (mm):	400
Depth (mm):	255
Nett Weight (kg):	13.5

Packaging Dimensions

Height (mm):	900
Width (mm):	425
Depth (mm):	290
Gross Weight (kg):	14

Packaging Data

Box Colour:	Brown Cardboard Box
Box Qty:	1
Label Size:	100 x 50
Label Colour:	White Label
Label Qty:	2

Outer Box Dimensions (If Applicable)

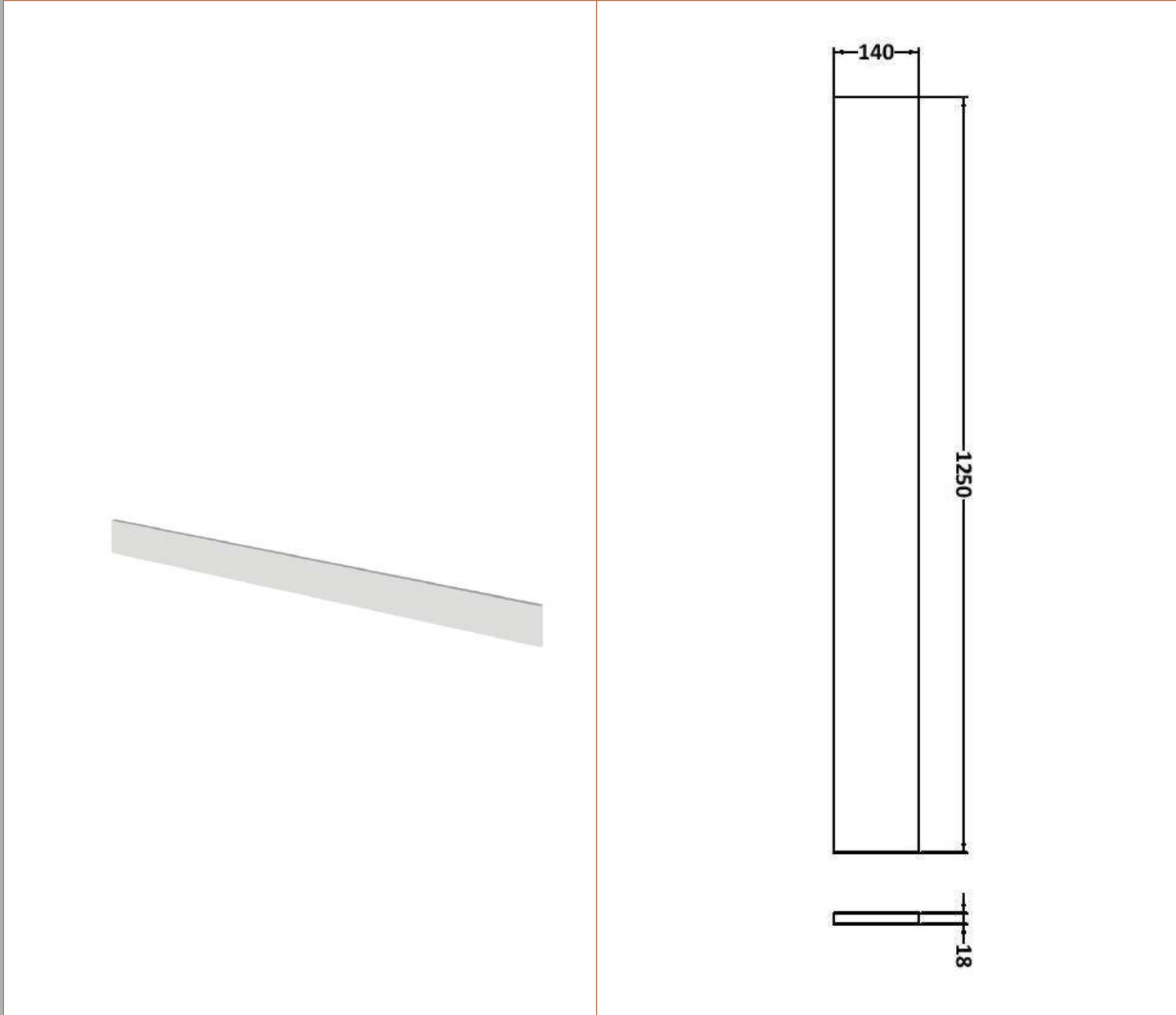
Height (mm):	
Width (mm):	
Depth (mm):	
Gross Weight (kg):	
Barcode:	5056211849803

Product Details

Country of Origin:	China
Fitting Instruction:	No
CE & UKCA:	N/A
FSC Certified Materials:	Yes
Colour:	Gloss Grey Mist
Construction Method:	Cam & Wood Dowel
Construction Type:	Rigid
Cabinet Finish:	MFC Painted Gloss
Fascia Finish:	MFC Painted Gloss
Cabinet Thickness (mm):	16
Fascia Thickness (mm):	18
Drawer Included:	No
Drawer Type:	Not Applicable
No of Shelves:	1
Hinge Type:	95 Degree Clip-On Soft Close
Hinge Included:	Yes
Adjustable Legs:	No
Fixings Included:	Yes
Handle Style:	Contemporary
Waste Shroud:	No
Handle Included:	Yes
Handle Type:	Wrapover

Sales Code: OFG491

Description: 1.25M Continuous Plinth (1250X140x18mm)



Product Dimensions

Height (mm):	1250
Width (mm):	145
Depth (mm):	18
Nett Weight (kg):	2

Packaging Dimensions

Height (mm):	20
Width (mm):	150
Depth (mm):	1260
Gross Weight (kg):	2

Packaging Data

Box Colour:	Brown Cardboard Box
Box Qty:	1
Label Size:	100 x 50
Label Colour:	White Label
Label Qty:	2

Outer Box Dimensions (If Applicable)

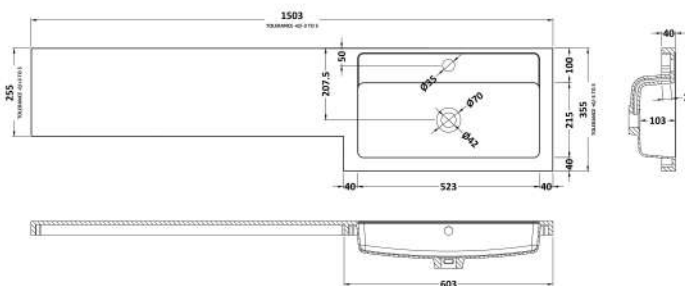
Height (mm):	
Width (mm):	
Depth (mm):	
Gross Weight (kg):	
Barcode:	5056211850007

Product Details

Country of Origin:	China
Fitting Instruction:	No
CE & UKCA:	N/A
FSC Certified Materials:	Yes
Colour:	Gloss Grey Mist
Construction Method:	Not Applicable
Construction Type:	Flat-Pack
Cabinet Finish:	MFC Painted Gloss
Fascia Finish:	MFC Painted Gloss
Cabinet Thickness (mm):	
Fascia Thickness (mm):	18
Drawer Included:	Not Applicable
Drawer Type:	Not Applicable
No of Shelves:	Not Applicable
Hinge Type:	Not Applicable
Hinge Included:	Not Applicable
Adjustable Legs:	No
Fixings Included:	No
Handle Style:	Not Applicable
Waste Shroud:	Not Applicable
Handle Included:	Not Applicable
Handle Type:	Not Applicable

Sales Code: PMB415L

Description: 1500 L Shaped Polymarble Basin Lh



Product Dimensions

Height (mm):	135
Width (mm):	1503
Depth (mm):	355
Nett Weight (kg):	21

Packaging Dimensions

Height (mm):	190
Width (mm):	420
Depth (mm):	1570
Gross Weight (kg):	21

Packaging Data

Box Colour:	Brown Cardboard Box - Printed
Box Qty:	1
Label Size:	100 x 50
Label Colour:	White Label
Label Qty:	2

Outer Box Dimensions (If Applicable)

Height (mm):	
Width (mm):	
Depth (mm):	
Gross Weight (kg):	
Barcode:	5055275812495

Product Details

Country of Origin:	China
Fitting Instruction:	No
Certification: CE & UKCA:	No
WRAS:	N/A
WRAS No:	N/A
Product Material:	Polymarble
Fixing Supplied:	No

Pans/Bidets: Trap Style: Not Applicable Includes Seat: Not Applicable

Seats: Seat Type: Not Applicable Material: Not Applicable
Function: Not Applicable Hinge Type: Not Applicable
Hinge Material: Not Applicable

Cisterns: Operating Type: Not Applicable Fittings: Not Applicable
Lever Type: Not Applicable

Basins: Tap Hole: One Taphole Chain Stay Hole: No
Template: Not Required Waste Type Req: Slotted
Overflow Inc: Yes Overflow Cover: Yes
Inner Bowl Depth (mm): 103mm