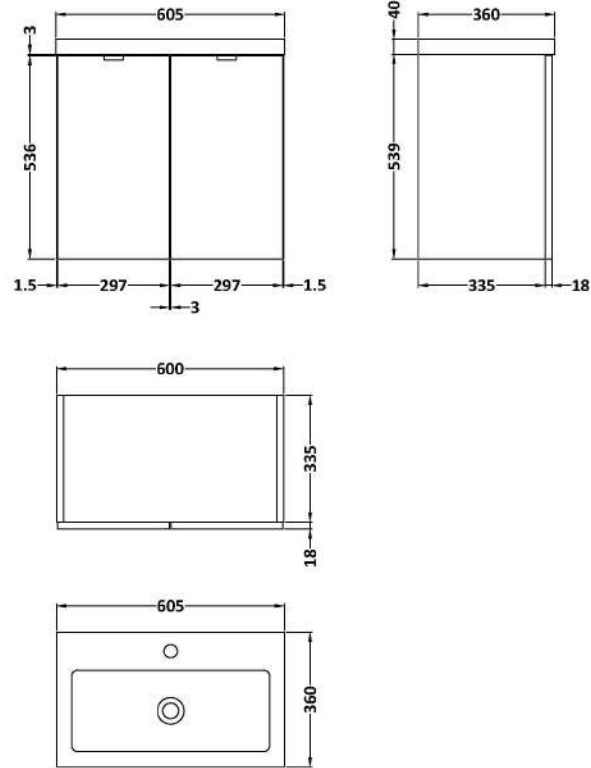


Sales Code: CBI936

Description: 600 2-Door Wall Hung Unit & Basin

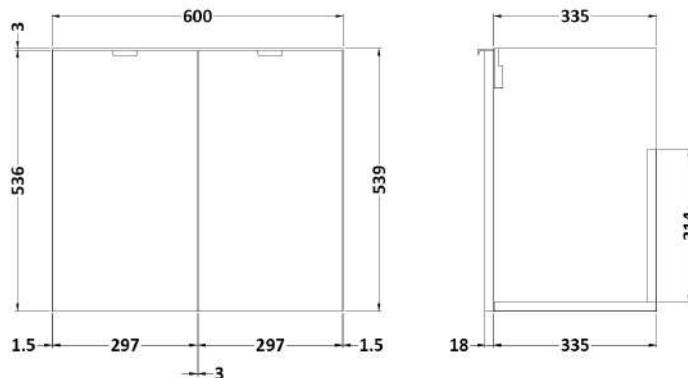


### Packaging Details

Barcode: 5056211819202

Sales Code: OFF966

Description: 600 Wall Hung 2-Door



### Product Dimensions

|                   |     |
|-------------------|-----|
| Height (mm):      | 540 |
| Width (mm):       | 600 |
| Depth (mm):       | 353 |
| Nett Weight (kg): | 13  |

### Packaging Dimensions

|                    |      |
|--------------------|------|
| Height (mm):       | 375  |
| Width (mm):        | 625  |
| Depth (mm):        | 560  |
| Gross Weight (kg): | 13.5 |

### Packaging Data

|               |                     |
|---------------|---------------------|
| Box Colour:   | Brown Cardboard Box |
| Box Qty:      | 1                   |
| Label Size:   | 100 x 50            |
| Label Colour: | White Label         |
| Label Qty:    | 2                   |

### Outer Box Dimensions (If Applicable)

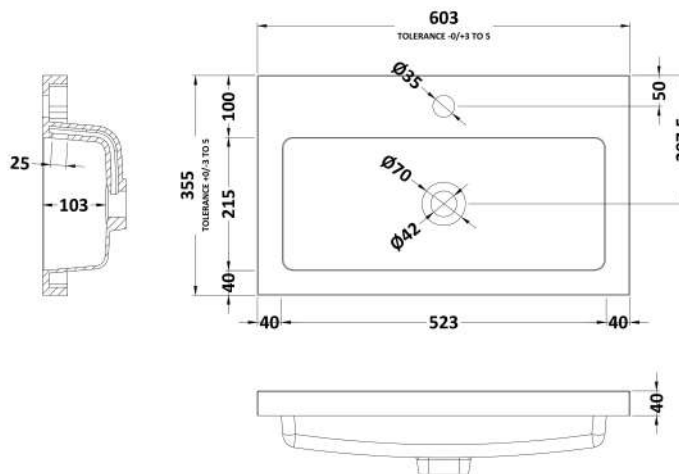
|                    |               |
|--------------------|---------------|
| Height (mm):       |               |
| Width (mm):        |               |
| Depth (mm):        |               |
| Gross Weight (kg): |               |
| Barcode:           | 5056211816461 |

### Product Details

|                          |                              |
|--------------------------|------------------------------|
| Country of Origin:       | China                        |
| Fitting Instruction:     | No                           |
| CE & UKCA:               | N/A                          |
| FSC Certified Materials: | Yes                          |
| Colour:                  | Gloss Grey                   |
| Construction Method:     | Cam & Wood Dowel             |
| Construction Type:       | Rigid                        |
| Cabinet Finish:          | MFC Painted Gloss            |
| Fascia Finish:           | MFC Painted Gloss            |
| Cabinet Thickness (mm):  | 16                           |
| Fascia Thickness (mm):   | 18                           |
| Drawer Included:         | No                           |
| Drawer Type:             | Not Applicable               |
| No of Shelves:           | 0                            |
| Hinge Type:              | 95 Degree Clip-On Soft Close |
| Hinge Included:          | Yes, Supplied                |
| Adjustable Legs:         | No, Not Required             |
| Fixings Included:        | Yes                          |
| Handle Style:            | Modern                       |
| Waste Shroud:            | No                           |
| Handle Included:         | Yes, Supplied                |
| Handle Type:             | Wrapover                     |

Sales Code: PMB313

Description: 600 Rear Tap Basin 1Th



### Product Dimensions

|                   |      |
|-------------------|------|
| Height (mm):      | 355  |
| Width (mm):       | 603  |
| Depth (mm):       | 135  |
| Nett Weight (kg): | 9.66 |

### Packaging Dimensions

|                    |      |
|--------------------|------|
| Height (mm):       | 410  |
| Width (mm):        | 200  |
| Depth (mm):        | 650  |
| Gross Weight (kg): | 9.66 |

### Packaging Data

|               |                               |
|---------------|-------------------------------|
| Box Colour:   | Brown Cardboard Box - Printed |
| Box Qty:      | 1                             |
| Label Size:   | 100 x 50                      |
| Label Colour: | White Label                   |
| Label Qty:    | 2                             |

### Outer Box Dimensions (If Applicable)

|                    |               |
|--------------------|---------------|
| Height (mm):       |               |
| Width (mm):        |               |
| Depth (mm):        |               |
| Gross Weight (kg): |               |
| Barcode:           | 5055369071982 |

### Product Details

|                           |                            |
|---------------------------|----------------------------|
| Country of Origin:        | China                      |
| Fitting Instruction:      | No                         |
| Certification: CE & UKCA: | Yes WRAS: N/A WRAS No: N/A |
| Product Material:         | Polymarble                 |
| Fixing Supplied:          | No                         |

**Pans/Bidets:** Trap Style: Not Applicable Includes Seat: Not Applicable

**Seats:** Seat Type: Not Applicable Material: Not Applicable  
 Function: Not Applicable Hinge Type: Not Applicable  
 Hinge Material: Not Applicable

**Cisterns:** Operating Type: Not Applicable Fittings: Not Applicable  
 Lever Type: Not Applicable

**Basins:** Tap Hole: One Taphole Chain Stay Hole: No  
 Template: Not Required Waste Type Req: Slotted  
 Overflow Inc: Yes Overflow Cover: Yes  
 Inner Bowl Depth (mm): 103mm