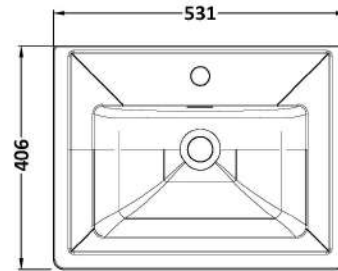
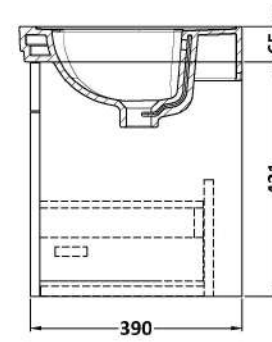
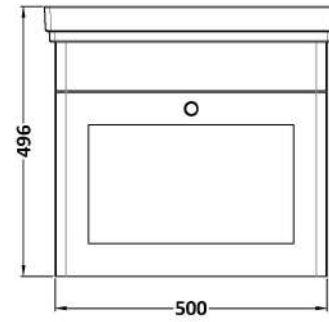


Sales Code: CLC1491A

Description: 500 W/H 1-Drawer Unit & Basin 1Th

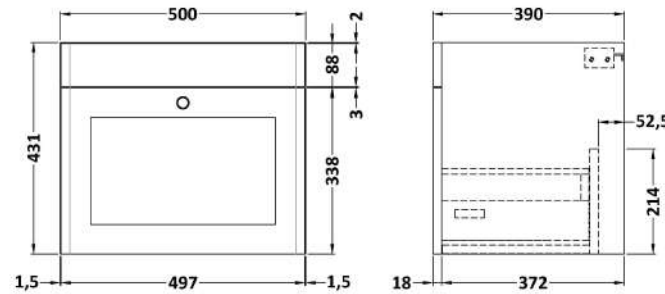


Packaging Details

Barcode: 5056462686806

Sales Code: CLA1491

Description: 500 W/H 1-Drawer Unit (431X500x390)



Product Dimensions

Height (mm):	431
Width (mm):	500
Depth (mm):	390
Nett Weight (kg):	15.2

Packaging Dimensions

Height (mm):	465
Width (mm):	525
Depth (mm):	415
Gross Weight (kg):	15.7

Packaging Data

Box Colour:	Brown Cardboard Box
Box Qty:	0
Label Size:	0 x 0
Label Colour:	White Label
Label Qty:	0

Outer Box Dimensions (If Applicable)

Height (mm):	
Width (mm):	
Depth (mm):	
Gross Weight (kg):	
Barcode:	5056462643250

Product Details

Country of Origin:	China
Fitting Instruction:	Yes
CE & UKCA:	N/A
FSC Certified Materials:	Yes
Colour:	Satin Anthracite
Construction Method:	Cam & Wood Dowel
Construction Type:	Rigid
Cabinet Finish:	MFC Painted Matt
Fascia Finish:	Mdf Painted Matt
Cabinet Thickness (mm):	18
Fascia Thickness (mm):	18
Drawer Included:	Yes
Drawer Type:	80mm High Metal S/C Inc Galler
No of Shelves:	Not Applicable
Hinge Type:	Not Applicable
Hinge Included:	Not Applicable
Adjustable Legs:	No, Not Required
Fixings Included:	Yes
Handle Style:	Traditional
Waste Shroud:	Yes
Handle Included:	Yes, Supplied
Handle Type:	Knob

