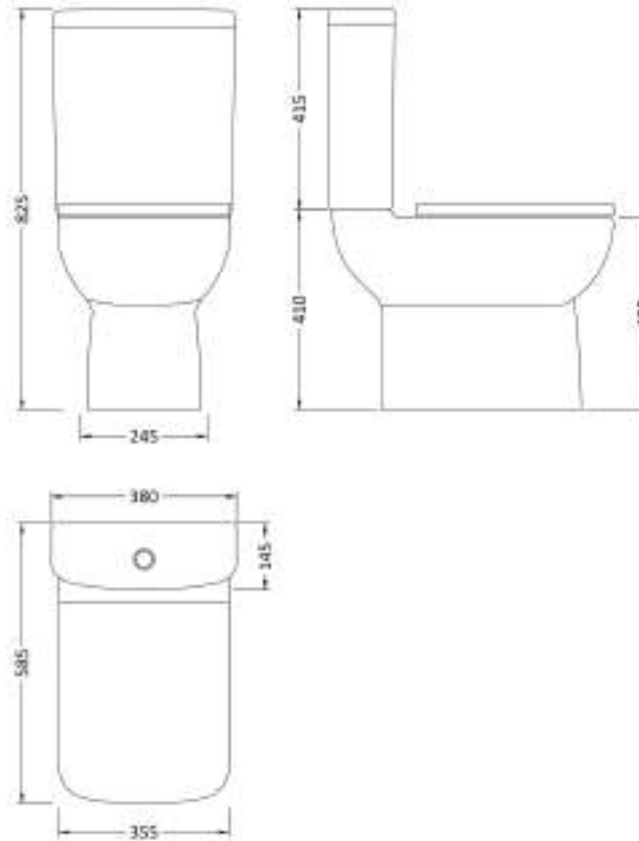


Sales Code: Cpc020

Description: Ambrose Compact Semi Flush To Wall Wc

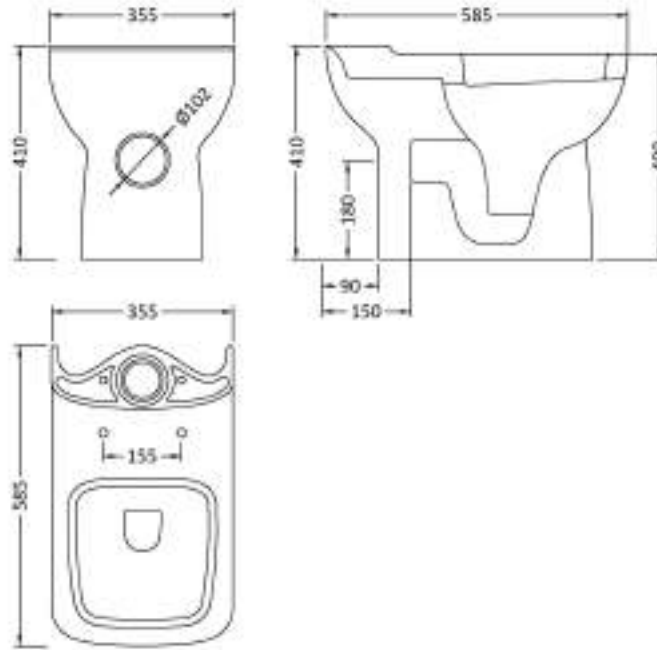


Packaging Details

Barcode: 5055275867587

Sales Code: NCB500A

Description: Open Back Pan Only



Product Dimensions

Height (mm):	410
Width (mm):	355
Depth (mm):	585
Nett Weight (kg):	40.1

Packaging Dimensions

Height (mm):	420
Width (mm):	400
Depth (mm):	600
Gross Weight (kg):	40.6

Packaging Data

Box Colour:	Brown Cardboard Box - Printed
Box Qty:	1
Label Size:	100 x 50
Label Colour:	White Label
Label Qty:	2

Outer Box Dimensions (If Applicable)

Height (mm):	
Width (mm):	
Depth (mm):	
Gross Weight (kg):	
Barcode:	5055275813959

Product Details

Country of Origin:	Turkey
Fitting Instruction:	No
Certification:	CE: Yes WRAS: N/A WRAS No: N/A
Product Material:	Vitreous China
Fixing Supplied:	No

Pans/Bidets:	Trap Style: P Trap	Includes Seat: No
---------------------	--------------------	-------------------

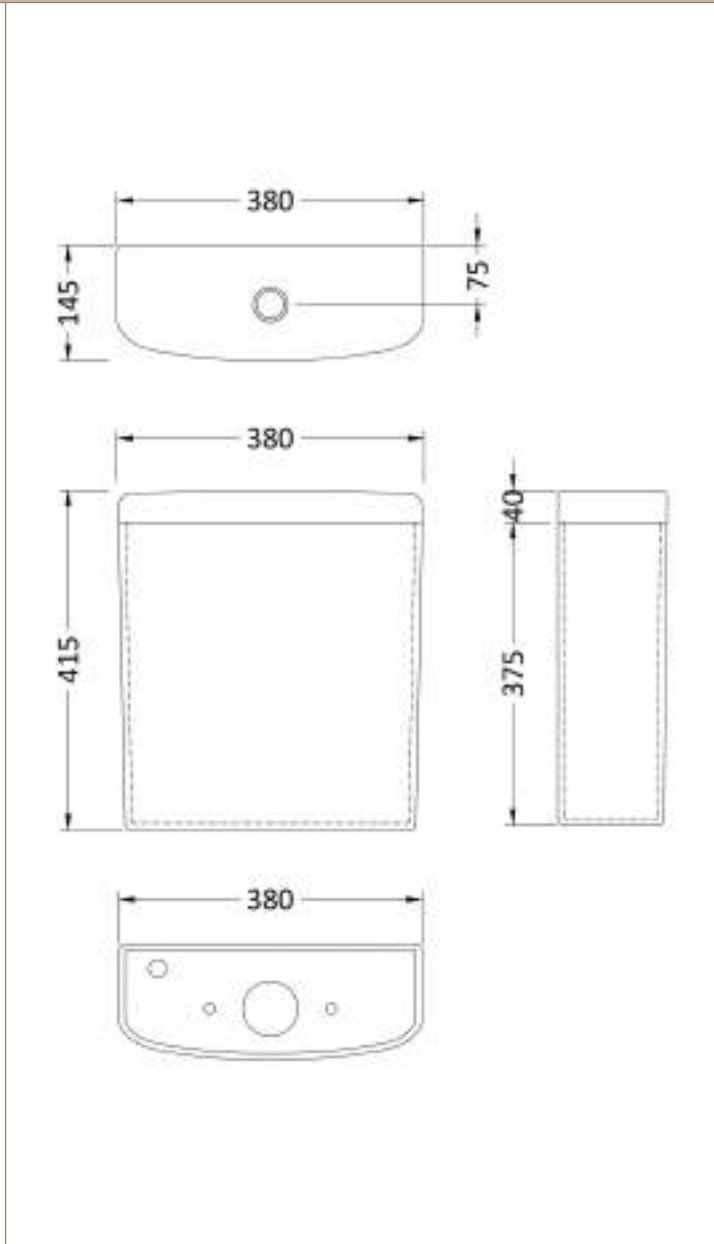
Seats:	Seat Type: D-Shape	Material: Not Applicable
	Function: Not Applicable	Hinge Type: Top Fix
	Hinge Material: Not Applicable	

Cisterns:	Operating Type: Not Applicable	Fittings: Not Applicable
	Lever Type: Not Applicable	

Basins:	Tap Hole: Not Applicable	Chain Stay Hole: Not Applicable
	Template: Not Applicable	Waste Type Req: Not Applicable
	Overflow Inc: Not Applicable	Overflow Cover: Not Applicable
	Inner Bowl Depth (mm): N/A	

Sales Code: NCB501

Description: Cc Short Projection Cistern & Fittings



Product Dimensions

Height (mm):	415
Width (mm):	380
Depth (mm):	145
Nett Weight (kg):	14

Packaging Dimensions

Height (mm):	475
Width (mm):	390
Depth (mm):	185
Gross Weight (kg):	14.2

Packaging Data

Box Colour:	Brown Cardboard Box - Printed
Box Qty:	1
Label Size:	100 x 50
Label Colour:	White Label
Label Qty:	2

Outer Box Dimensions (If Applicable)

Height (mm):	
Width (mm):	
Depth (mm):	
Gross Weight (kg):	
Barcode:	5055369063192

Product Details

Country of Origin:	Turkey
Fitting Instruction:	No
Certification:	CE: Yes WRAS: N/A WRAS No: N/A
Product Material:	Vitreous China
Fixing Supplied:	No

Pans/Bidets: Trap Style: Not Applicable Includes Seat: Not Applicable

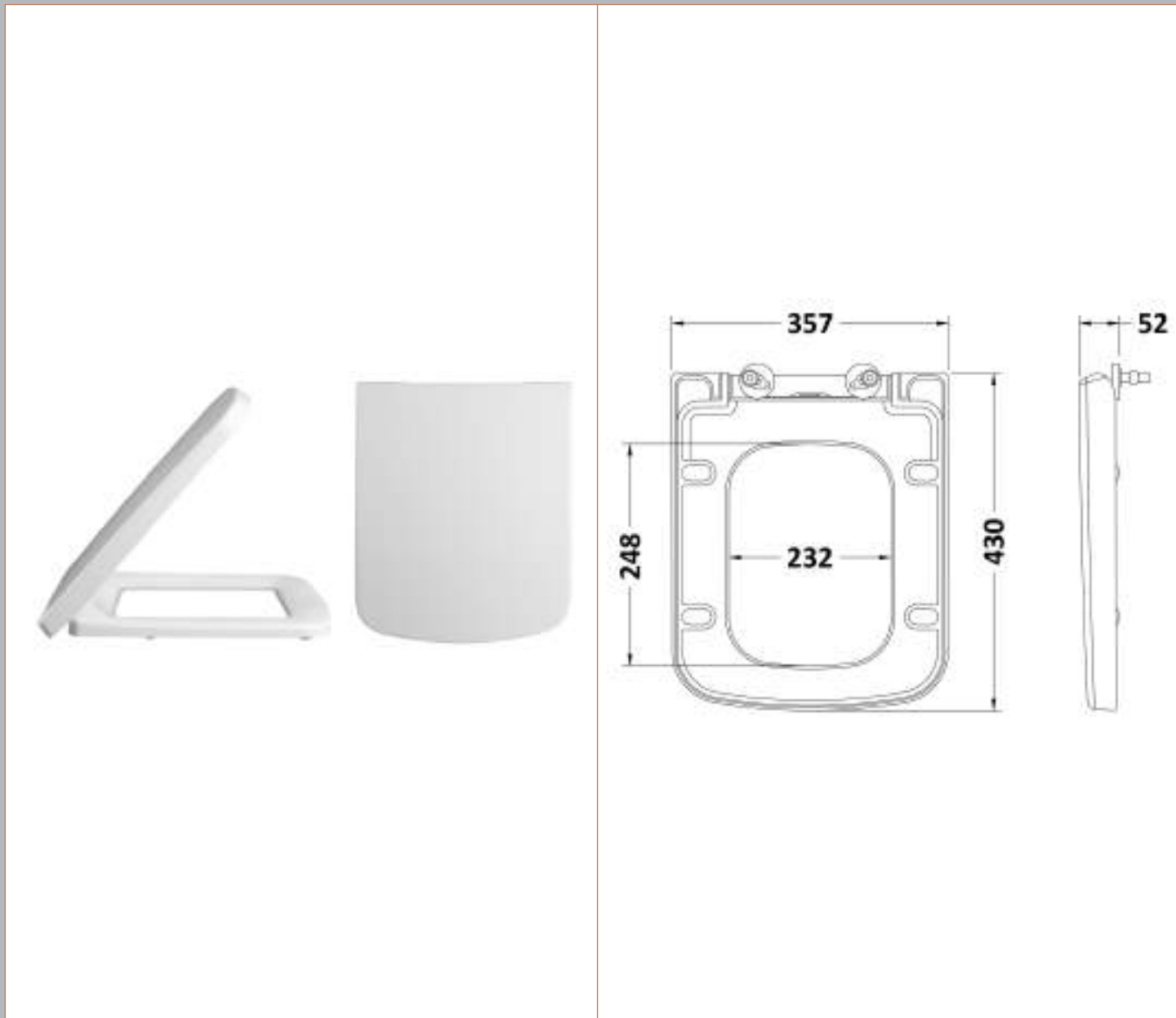
Seats: Seat Type: Not Applicable Material: Not Applicable
Function: Not Applicable Hinge Type: Not Applicable
Hinge Material: Not Applicable

Cisterns: Operating Type: Push Button Fittings: Loose 6/3L
Lever Type: Plastic Chrome Platec

Basins: Tap Hole: Not Applicable Chain Stay Hole: Not Applicable
Template: Not Applicable Waste Type Req: Not Applicable
Overflow Inc: Not Applicable Overflow Cover: Not Applicable
Inner Bowl Depth (mm): N/A

Sales Code: NCB699

Description: Toilet Seat Square Softclose Pp



Product Dimensions	
Length (mm):	390
Width (mm):	355
Height (mm):	52
Nett Weight (kg):	2
Packaging Dimensions	
Length (mm):	445
Width (mm):	377
Height (mm):	60
Gross Weight (kg):	2.73
Packaging Data	
Box Colour:	White Cardboard Box - Printed
Box Qty:	1
Label Size:	100 x 50
Label Colour:	Not Applicable
Label Qty:	1
Outer Box Dimensions (If Applicable)	
Length (mm):	165
Width (mm):	165
Height (mm):	685
Gross Weight (kg):	
Barcode:	5055369063215
Product Details	
Country of Origin:	Turkey
Fitting Instruction:	No
CE Certification:	Not Applicable
Product Material:	Polypropylene
Seat Type:	Square
Seat Function:	Soft Close
Hinge Centres (Min):	
Hinge Centres (Max):	113
Hinge Material:	Polypropylene
Colour/Finish:	White
Fixing Method:	Top Fix