
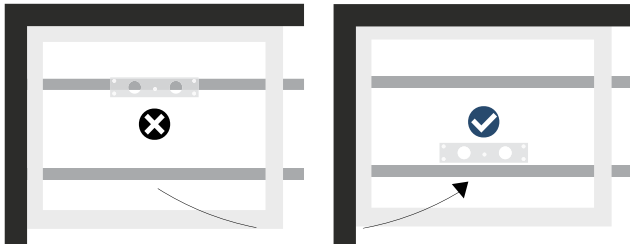


A revolution in shower tray design

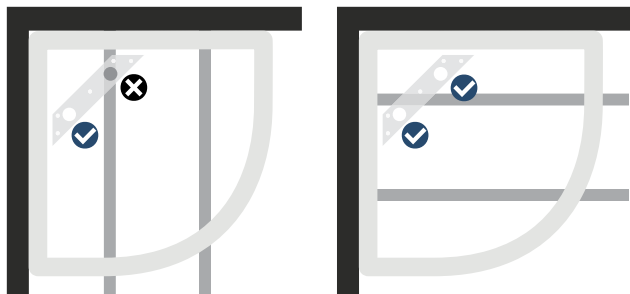
Whether square, rectangular or quadrant - whatever the size, the connect2 tray will allow you to connect the waste fitting without the need to reposition joists or raise the tray onto a plinth.



Where joists run parallel to the width of the tray, at least one hole will always be clear.



Where joists run parallel to the length of the tray and both holes are obstructed, simply turn the tray 180°. The unique offset position will ensure both will become free.



With the unique connect2 design even Quadrant and the Kudos unique Full Curve shape trays have the ability to avoid joists.



The unique design of the connect2 tray ensures obstruction free waste connection irrespective of joist position or direction.



connect2 trays are supplied with a high flow waste and a blanking plug secured with solvent weld (not supplied) to block the unused waste hole.



connect2 trays are supplied with a stylish colour matched linear waste cover, magnetically secured and reinforced for comfort and stability underfoot.