

# Technical Data Sheet

## Nevada 800mm Floor Standing Washbasin Unit & Basin 2 Drawer

EFP303CA / EFP303GR / EFP303WH / EFP303IN

**essential**  
BATHROOMS



### TECHNICAL SPECIFICATION

#### Nevada 800mm Floor Standing Washbasin Unit & Basin 2 Drawer

DOOR DESCRIPTION Gloss

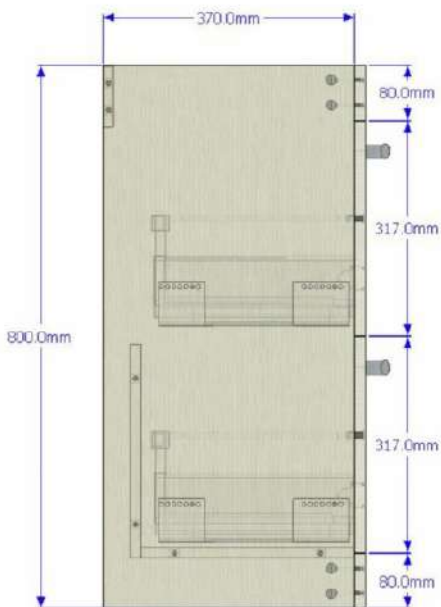
COLOUR OPTIONS Cashmere, Dark Grey, White and Indigo Gloss\*

HINGES Soft close

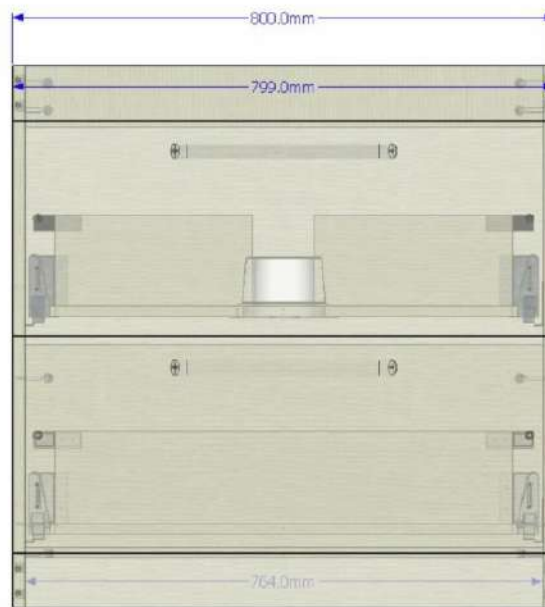
DECORATIVE ACCESSORIES Bath panel and plinth

\*Available in 4 high gloss colours.

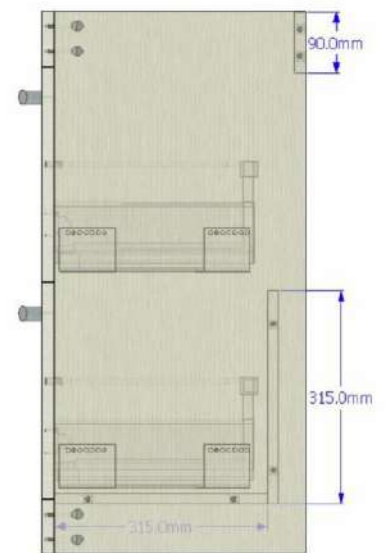
Please use suffix when ordering: CA, GR, WH and IN



Left Elevation



Front Elevation



Right Elevation