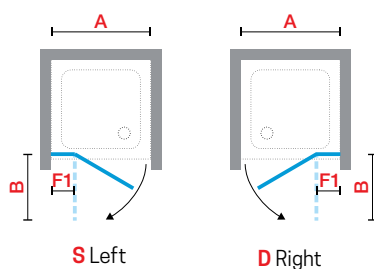
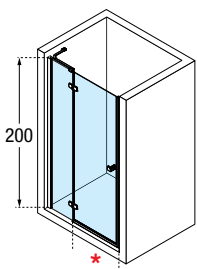


BRERA G



1 HINGED DOOR + 1 FIXED PANEL IN LINE, FOR RECESS INSTALLATION

Dimensions					Code	Right	Left	Glass			Profile	
Size	Actual size	Fixed panel	Access	Door projection		D-	S-	1	54	79	B	K
	A	F1	*	B				Clear	Fumè	Jeans print	Silver	Chrome
70	66↔68	18	43	49	BRERAG67L	D-	S-					
76	72↔74	22	46	49	BRERAG73L	D-	S-	●				
76	74↔76	23	46	49	BRERAG75L	D-	S-	●				
80	76↔78	25	46	49	BRERAG77L	D-	S-	●				
-	79↔81	28	46	49	BRERAG80L	D-	S-					
-	84↔86	33	46	49	BRERAG85L	D-	S-					
90	86↔88	20	61	64	BRERAG87L	D-	S-	●				
-	89↔91	23	61	64	BRERAG90L	D-	S-					
-	94↔96	28	61	64	BRERAG95L	D-	S-					
100	96↔98	30	61	64	BRERAG97L	D-	S-	●				
110	106↔108	40	61	64	BRERAG107L	D-	S-	●				
120	114↔116	48	61	64	BRERAG115L	D-	S-	●				
120	116↔118	50	61	64	BRERAG117L	D-	S-	●				
140	136↔138	60	71	74	BRERAG137L	D-	S-					
150	146↔148	70	71	74	BRERAG147L	D-	S-					
160	156↔158	80	71	74	BRERAG157L	D-	S-					
170	166↔168	90	71	74	BRERAG167L	D-	S-					
H 170↔220 L 68↔170					SPECIAL	BRERAGSP	-	-				



048

Construction of the Code:

Code + **Left / Right** + **Glass** + **Profile** = Final product Code

IN STOCK UK

(Other products)
Please check availability



GLASS TYPE



Clear
code 1



Fumè
code 54



Jeans print.
code 79

PROFILE COLOURS



Silver
code B



Chrome
code K

SUPPORT BAR

STANDARD SUPPORT BAR (INCLUDED)




HANDLES



Chromed metal handle


OPTIONAL



1 SWINGING SUPPORT BAR

- 1 swinging support bar
- 1 wall attachment
- 1 glass clamp


Finish	Dimensions	Code	Price
Silver	100	R80KUOR100-B	
Chrome	100	R80KUOR100-K	
Silver	150	R80KUOR150-B	
Chrome	150	R80KUOR150-K	
Silver	180	R80KUOR180-B	
Chrome	180	R80KUOR180-K	



2 KIT 2 BARS "T" COMBINATIONS

- 2 bars of 150 cm sizeable
- 1 wall attachment
- 2 glass clamps
- 1 connecting rod


Finish	Code	Price
Silver	R80KUORT150-B	
Chrome	R80KUORT150-K	



3 EVO FIXING SYSTEM (CORNER)

- 1 front bar of 180 cm
- 1 side bar of 120 cm
- 2 clamps
- 1 angular union

Finish	Code	Price
Silver	KUADHSF-B	
Chrome	KUADHSF-K	

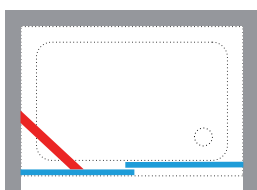


EVO FIXING SYSTEM (in recess)

- 1 front bar of 180 cms
- 2 clamps

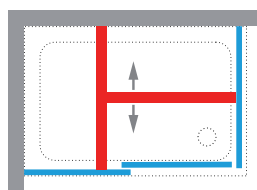
Finish	Code	Price
Silver	KUADHSFN-B	
Chrome	KUADHSFN-K	

COMBINATION EXAMPLES OF SUPPORT BAR



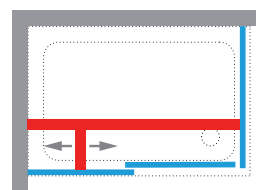
For this combination order:

- 1** 1 Swinging support bar



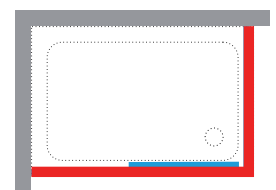
For this combination order:

- 2** Kit 2 bars "T" combination



For this combination order:

- 2** Kit bars "T" combination



For this combination order:

- 3** Evo fixing system

TECHNICAL DATA

PROFILE COLOURS



Silver
code B



Chrome
code K 

GLASS TYPE 6 mm (European Standards UNI EN 14428)



Clear
code 1



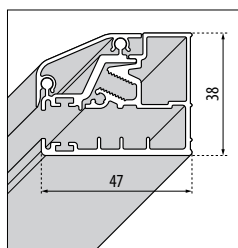
Fumé
code 54

PRINTING



Jeans print.
code 79

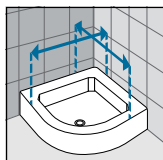
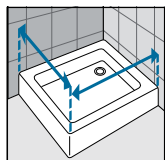
OVERALL DIMENSIONS FIXING PROFILES



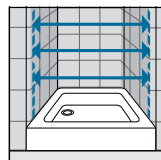
WALL

Feature	Code
Chrome	KP01BREMO-K

HOW TO TAKE THE MEASUREMENTS



Take the measurements from wall to the external edge of the shower tray. Dimensions must be taken once the walls are finished and tiled, according to the above drawings.



Take the measurements from wall to wall at the bottom, at the top, in the middle and use the smallest. Dimensions must be taken once the walls are finished and tiled, according to the above drawings.