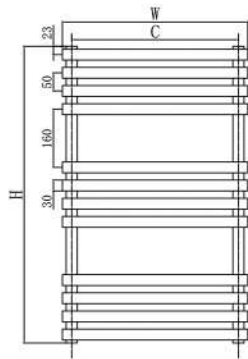
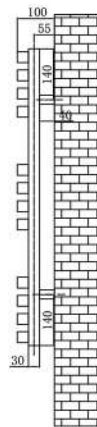


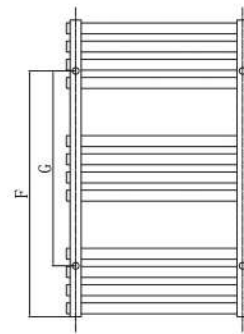
KALE



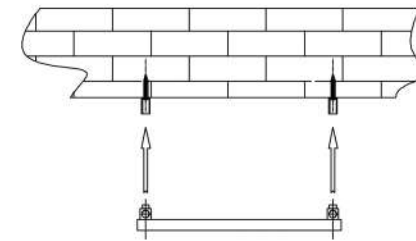
front view



side view




back view



top view

supplied installation accessories



X4
X4
X4
X4
X1

- Vertical Mounting
- Optional Ral Color Selection
- Max Operational Pressure:6Bar
- Inlet/Outlet:1/2"Female Pipe Thread
- All Dimensions are in mm

product name	product code	Helght	width	Thickness	Piumbing axes center to center	Wall to Pipe cent	Wall Distance	Hanger to Bottom of the Product	Hanger Axes Verlical	Tube Quantity	empty weight
		H	W	D	C	-	-	F	G	-	-
		mm	mm	mm	mm	mm	mm	mm	mm	mm	kg
RND-KLE081K	RND-KLE081K	816	500	60	450	55	100	676	536	12	12.7
RND-KLE112K	RND-KLE112K	1126	500	60	450	55	100	986	846	16	16.5
RND-KLE143K	RND-KLE143K	1436	500	60	450	55	100	1296	1156	20	20.2
RND-KLE081W	RND-KLE081W	816	500	60	450	55	100	676	536	12	12.7
RND-KLE112W	RND-KLE112W	1126	500	60	450	55	100	986	846	16	16.5
RND-KLE143W	RND-KLE143W	1436	500	60	450	55	100	1296	1156	20	20.2
RND-KLE081A	RND-KLE081A	816	500	60	450	55	100	676	536	12	12.7
RND-KLE112A	RND-KLE112A	1126	500	60	450	55	100	986	846	16	16.5
RND-KLE143A	RND-KLE143A	1436	500	60	450	55	100	1296	1156	20	20.2

