

KI5070 / KI6080

FITTING INSTRUCTIONS

KI5070 / KI6080

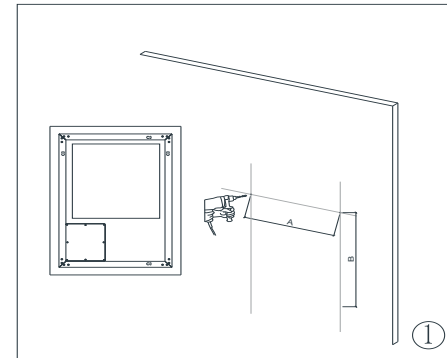
WARNING

To avoid the risk of electrocution,
please turn off the electricity supply mains
before commencing the installation.

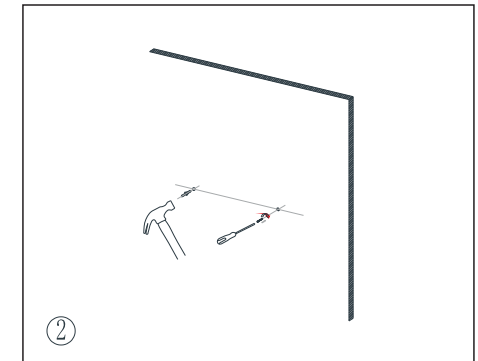
Do not stand the mirror upright on hard surfaces whilst fitting,
as this will damage the edge.

Keep the plastic corner protectors on until installation
is fully completed.

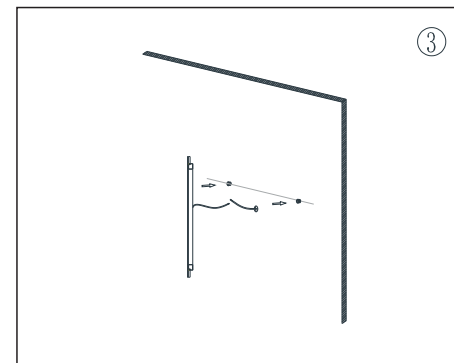
Mirror can be mounted portrait or landscape



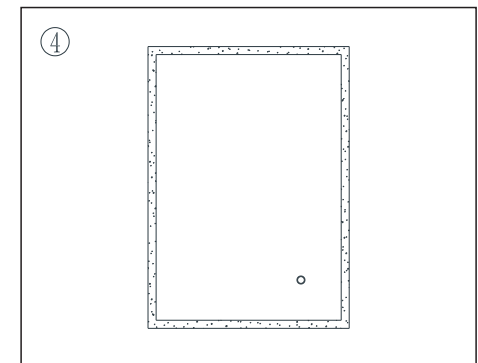
Measure the distance of the mounting hole, Drill holes with a suitable sized drill.



Insert the wall plug and mounting screw into the wall.



Measure the distance of the mounting hole, Drill holes with a suitable sized drill.



Peel off protective film and clean the mirror with damp cloth.

After care

Never use bleach based or window cleaning solution as these may damage the backing of the mirror. We recommend a damp cloth to remove splashes.