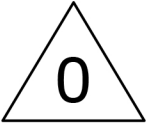
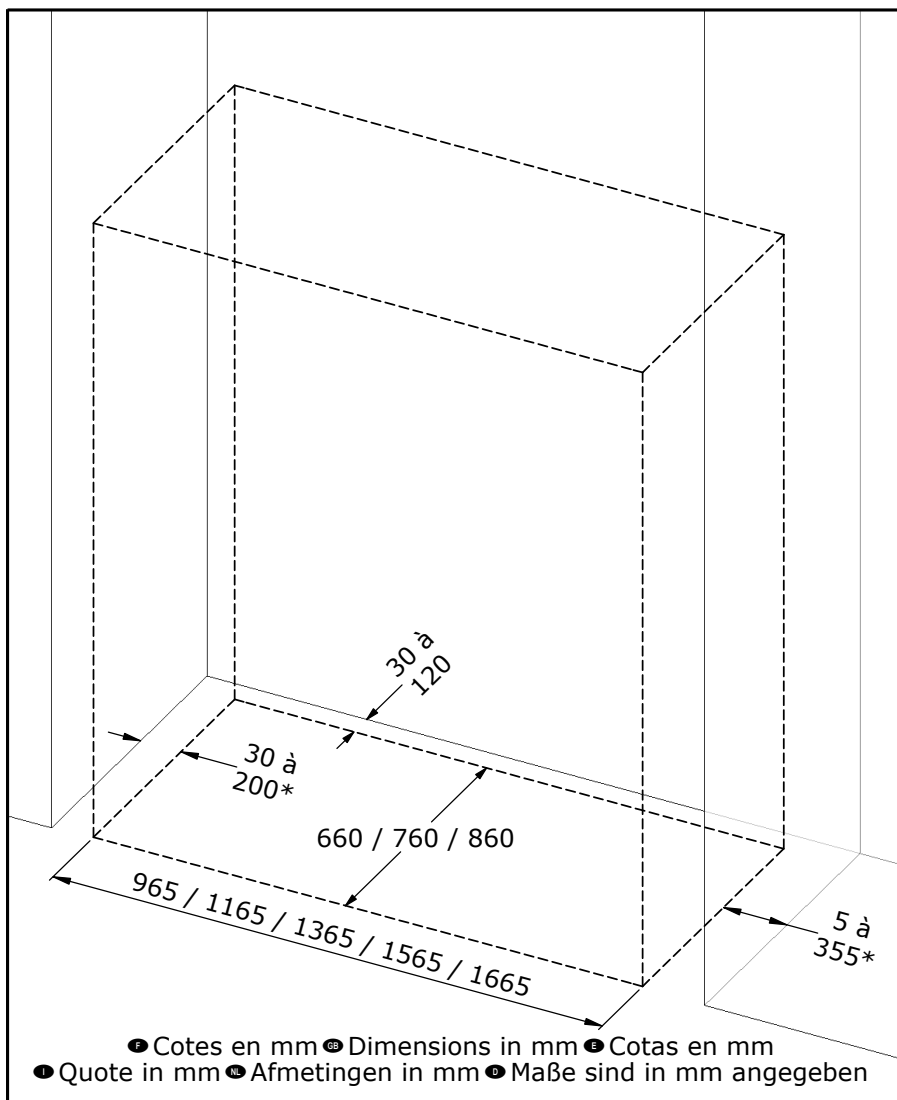


Notre service technique est
à votre écoute aux numéros
qui sont au dos de cette
notice d'installation



● Position de la cabine ● Position of the shower cubicle
 ● Posición de la cabina de ducha ● Posizione della cabina doccia
 ● Positie van de douchecabine ● Position der Duschkabine



* ● Côté gauche et droit cumulés ne peuvent excéder 385 mm.

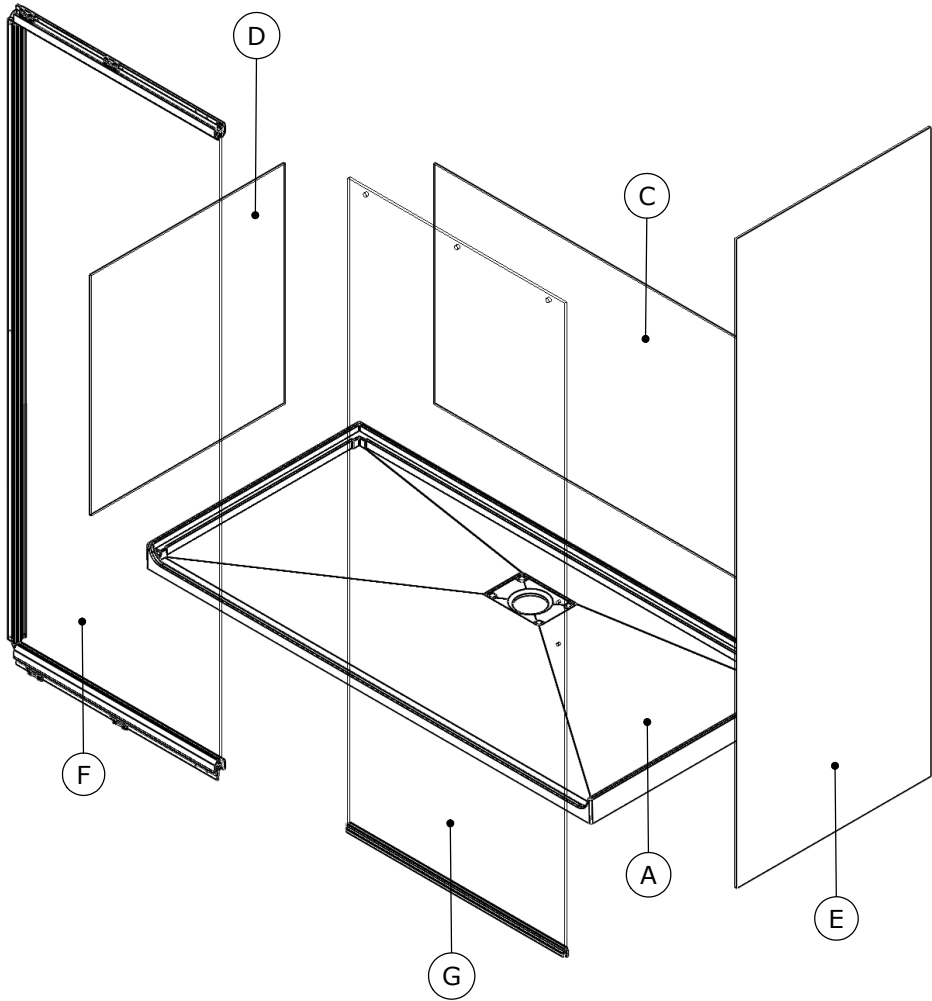
● Left and right sides summed must not exceed 385 mm.

● Las cuotas agregadas izquierda y derecha no pueden superar 385 mm.

● Sinistra e destra combinati non possono superare 385 mm.

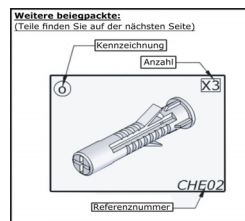
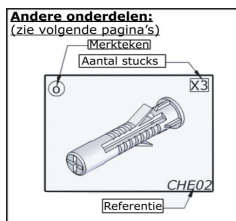
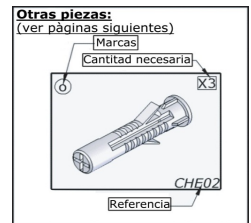
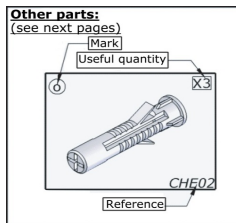
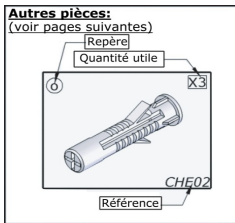
● De linker- en rechterzijde mogen samen niet groter zijn dan 385 mm.

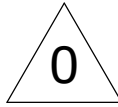
● Links und rechts dürfen es zusammen nicht mehr als 385 mm sein.



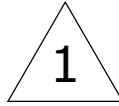
- CODE COLIS (Voir repères en page 4)
- PACKAGE CODES (See marks on page 4)
- REF. BULTOS (Ver pg. 4 para listado de bultos)
- CODE SET (zie blz. 4)
- Codering verpakking (zie omschrijving op pagina 4)
- PAKETCODES (siehe Kennzeichnungen auf Seite 4)

REP	VERSION	100 x 70	100 x 80	100 x 90	120 x 70	120 x 80	120 x 90	140 x 70	140 x 80	140 x 90	160 x 70	160 x 80	160 x 90	170 x 70	170 x 80	170 x 90	
A		RECS61	RECS62	RECS63	RECS64	RECS65	RECS66	RECS67	RECS68	RECS69	RECS70	RECS71	RECS72	RECS73	RECS74	RECS75	
C		C11422E			C11423E			C11424E			C11425E			C11426E			
D		C11453E	C11454E	C11455E	C11453E	C11454E	C11455E	C11453E	C11454E	C11455E	C11453E	C11454E	C11455E	C11453E	C11454E	C11455E	
E		C11351E	C11352E	C11353E	C11351E	C11352E	C11353E	C11351E	C11352E	C11353E	C11351E	C11352E	C11353E	C11351E	C11352E	C11353E	
F	SER	CLT	C11530E			C11531E			C11532E			C11533E			C11534E		
		PVT	C11381E			C11382E											
		SOLO							C11408E			C11406E			C11404E		
	TN	CLT	C11525E			C11526E			C11527E			C11528E			C11529E		
		PVT	C11379E			C11380E											
		SOLO							C11407E			C11405E			C11403E		
G	SER	CLT	C11394E			C11395E			C11396E			C11397E			C11398E		
		PVT				C11400E											
	TN	CLT	C11389E			C11390E			C119391E			C11392E			C11393E		
		PVT				C11399E											

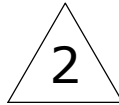


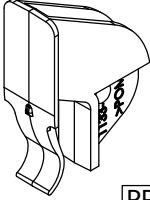
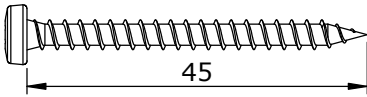
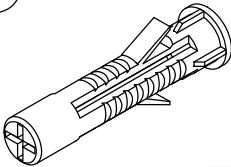
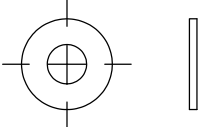
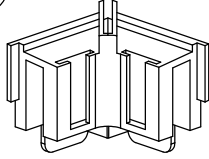
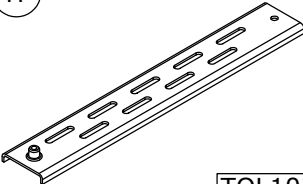
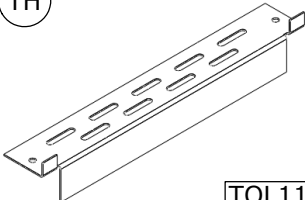
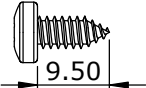
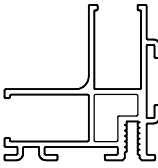
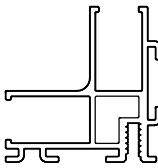

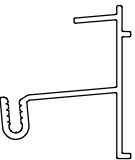
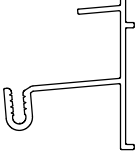



<p>SK</p> <ul style="list-style-type: none"> ● Montage gauche ● Left hand ● Montaje a la izquierda ● Montaggio a sinistra ● Montage links ● Montage links <p>x1</p> <p>SUP172</p>	<p>SL</p> <ul style="list-style-type: none"> ● Montage droite ● Right hand ● Montaje a la derecha ● Montaggio a destra ● Montage rechts ● Montage rechts <p>x1</p> <p>SUP173</p>	<p>PS</p> <p>x1</p> <p>PPL1116</p>
<p>SC</p> <ul style="list-style-type: none"> ● Montage gauche ● Left hand ● Montaje a la izquierda ● Montaggio a sinistra ● Montage links ● Montage links <p>x1</p> <p>SUP164</p>	<p>SD</p> <ul style="list-style-type: none"> ● Montage droite ● Right hand ● Montaje a la derecha ● Montaggio a destra ● Montage rechts ● Montage rechts <p>x1</p> <p>SUP165</p>	<p>PAT</p> <p>x1</p> <p>PPL1141</p>
<p>PG</p> <ul style="list-style-type: none"> ● Montage gauche ● Left hand ● Montaje a la izquierda ● Montaggio a sinistra ● Montage links ● Montage links <p>x1</p> <p>PPL1102</p>	<p>PH</p> <ul style="list-style-type: none"> ● Montage droite ● Right hand ● Montaje a la derecha ● Montaggio a destra ● Montage rechts ● Montage rechts <p>x1</p> <p>PPL1103</p>	<p>PAS</p> <p>x1</p> <p>PPL1140</p>
<p>PAB</p> <ul style="list-style-type: none"> ● Montage gauche ● Left hand ● Montaje a la izquierda ● Montaggio a sinistra ● Montage links ● Montage links <p>x1</p> <p>PPL1134</p>	<p>PAC</p> <ul style="list-style-type: none"> ● Montage droite ● Right hand ● Montaje a la derecha ● Montaggio a destra ● Montage rechts ● Montage rechts <p>x1</p> <p>PPL1135</p>	<p>PAO</p> <p>x1</p> <p>SET119</p>

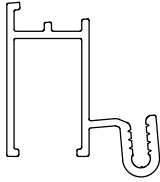


<p>PA 120/140/160/170 x11 100 x9</p> <p>PPL802</p>	<p>PB 120/140/160/170 x11 100 x9</p> <p>PPL804</p>	<p>QA x1</p> <p>BOND28</p>
<p>TA x1</p> <p>TOL11</p>	<p>VN Ø4 x13</p> <p>45</p> <p>1=1 VIS231</p>	
<p>VA x13</p> <p>CHE02</p>	<p>VV x13</p> <p>RON34</p>	<p>VS x2</p> <p>EQU78</p>
<p>VT x2</p> <p>SET111</p>	<p>VR M4 x8</p> <p>12</p> <p>1=1 VIS239</p>	
<p>AV x2</p> <p>Lg=1890mm 6211-01</p>	<p>AU x1</p> <p>Lg=1940mm 6210-01</p>	



<p>(PAA)  x4</p> <p>PPL1133</p>	<p>(VN)  Ø4 x5</p> <p>45</p> <p>1=1</p> <p>VIS231</p>	
<p>(VA)  x5</p> <p>CHE02</p>	<p>(VV)  x5</p> <p>RON34</p>	<p>(PM)  x1</p> <p>PPL1108</p>
<p>(TF)  x3</p> <p>TOL103</p>	<p>(TH)  x2</p> <p>TOL113</p>	<p>(VQ)  Ø4.2 x10</p> <p>9.50</p> <p>1=1</p> <p>VIS238</p>
<p>(AA)  x1</p> <p>Lg=1972mm</p> <p>6189-01</p>	<p>(AA)  x1</p> <p>Lg=711mm</p> <p>6189-02</p>	<p>(JG)  x1</p> <p>Lg=1971mm</p> <p>P101</p>
<p>(AS)  x1</p> <p>Lg=1765mm</p> <p>6209-13</p>	<p>(AT)  x1</p> <p>Lg=900mm</p> <p>6209-14</p>	<p>(JK)  x4</p> <p>Lg=709mm</p> <p>P108</p>

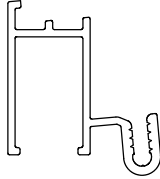
AK



x1

6200		
● Largeur	● Width	● Ancho
● Larghezza	● Breedte	● Breite
70	Lg=541mm	
80	Lg=641mm	
90	Lg=741mm	

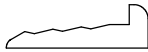
AY



x1

6200		
● Longueur	● Length	● Largo
● Lunghezza	● Lengte	● Länge
100	Lg=855mm	
120	Lg=1053mm	
140	Lg=1253mm	
160	Lg=1453mm	
170	Lg=1553mm	


JL



x1

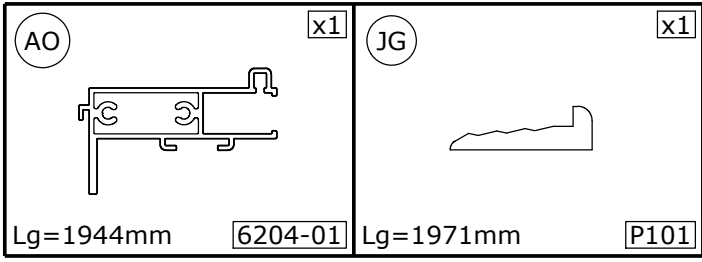
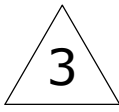
PFL77		
● Largeur	● Width	● Ancho
● Larghezza	● Breedte	● Breite
70	Lg=539mm	
80	Lg=639mm	
90	Lg=739mm	

JM

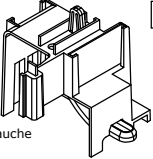
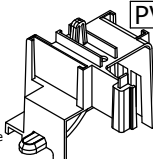
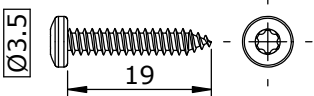
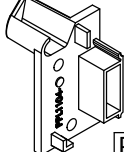
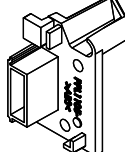
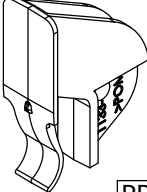
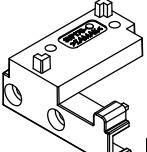
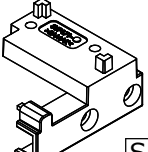

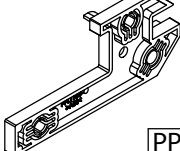
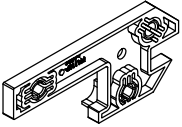
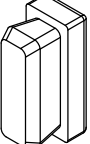
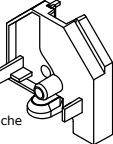
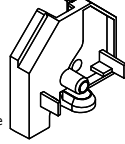
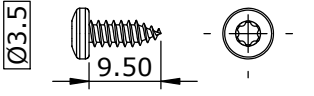


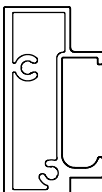
x1

PFL77		
● Longueur	● Length	● Largo
● Lunghezza	● Lengte	● Länge
100	Lg=853mm	
120	Lg=1051mm	
140	Lg=1251mm	
160	Lg=1451mm	
170	Lg=1551mm	

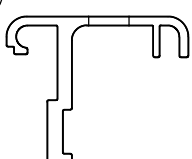


4


<p>SA</p> <p>SOLO/CLT x1 PVT x0</p>  <p>● Montage gauche ● Left hand ● Montaje a la izquierda ● Montaggio a sinistra ● Montage links ● Montage links</p> <p>SET107</p>	<p>SB</p> <p>SOLO/CLT x1 PVT x0</p>  <p>● Montage droite ● Right hand ● Montaje a la derecha ● Montaggio a destra ● Montage rechts ● Montage rechts</p> <p>SET108</p>	<p>VM</p> <p>CLT/PVT/RID x8 SOLO x9</p>  <p>1=1</p> <p>VIS215</p>
<p>PI</p> <p>● Montage gauche ● Left hand ● Montaje a la izquierda ● Montaggio a sinistra ● Montage links ● Montage links</p>  <p>PPL1104</p>	<p>PJ</p> <p>● Montage droite ● Right hand ● Montaje a la derecha ● Montaggio a destra ● Montage rechts ● Montage rechts</p>  <p>PPL1105</p>	<p>PAA</p>  <p>PPL1133</p>
<p>SI</p> <p>● Montage gauche ● Left hand ● Montaje a la izquierda ● Montaggio a sinistra ● Montage links ● Montage links</p>  <p>SUP170</p>	<p>SJ</p> <p>● Montage droite ● Right hand ● Montaje a la derecha ● Montaggio a destra ● Montage rechts ● Montage rechts</p>  <p>SUP171</p>	<p>JG</p>  <p>Lg=1971mm</p> <p>P101</p>
<p>PK</p> <p>● Montage gauche ● Left hand ● Montaje a la izquierda ● Montaggio a sinistra ● Montage links ● Montage links</p>  <p>PPL1106</p>	<p>PL</p> <p>● Montage droite ● Right hand ● Montaje a la derecha ● Montaggio a destra ● Montage rechts ● Montage rechts</p>  <p>PPL1107</p>	<p>QC</p>  <p>BUT22</p>
<p>PV</p> <p>SOLO/PVT x1 CLT x0</p>  <p>● Montage gauche ● Left hand ● Montaje a la izquierda ● Montaggio a sinistra ● Montage links ● Montage links</p> <p>PPL1126</p>	<p>PW</p> <p>SOLO/PVT x1 CLT x0</p>  <p>● Montage droite ● Right hand ● Montaje a la derecha ● Montaggio a destra ● Montage rechts ● Montage rechts</p> <p>PPL1127</p>	<p>VP</p> <p>SOLO/CLT x3 PVT x2</p>  <p>1=1</p> <p>VIS237</p>

AG  x1


6196	
● Longueur ● Length ● Largo	● Lunghezza ● Lengte ● Länge
100	Lg=880mm
120	Lg=1080mm
140	Lg=1280mm
160	Lg=1480mm
170	Lg=1580mm

AD  x1

6194		
● Longueur ● Length ● Largo	CLT	SOLO / 2P
● Lunghezza ● Lengte ● Länge		
100	Lg=456mm	Lg=673mm
120	Lg=556mm	Lg=506mm
140	Lg=656mm	Lg=606mm
160	Lg=756mm	Lg=706mm
170	Lg=806mm	Lg=706mm

AJ  x1

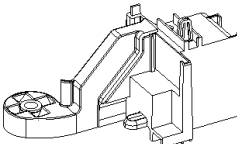
6199		
● Longueur ● Length ● Largo	CLT	SOLO / 2P
● Lunghezza ● Lengte ● Länge		
100	Lg=401mm	Lg=183mm
120	Lg=501mm	Lg=383mm
140	Lg=601mm	Lg=751mm
160	Lg=701mm	Lg=851mm
170	Lg=751mm	Lg=851mm

AQ  x2

Lg=300mm 6206-01

SM

- Montage gauche ● Left hand
- Montaje a la izquierda
- Montaggio a sinistra
- Montage links ● Montage links



PVT x1

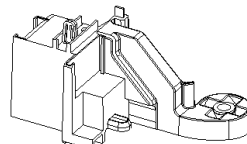
CLT x0

● Montage droite ● Right hand

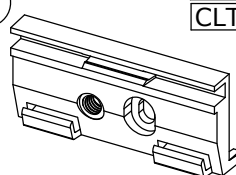
● Montaje a la derecha

● Montaggio a destra

● Montage rechts ● Montage rechts



SET115

PF  x4

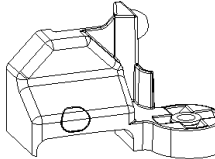
PVT x4

CLT x0

PPL1099

SN

- Montage gauche ● Left hand
- Montaje a la izquierda
- Montaggio a sinistra
- Montage links ● Montage links



PVT x1

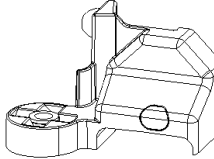
CLT x0

● Montage droite ● Right hand

● Montaje a la derecha

● Montaggio a destra

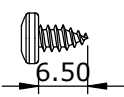
● Montage rechts ● Montage rechts



SET114

VO Ø3.5 PVT x4

CLT x0

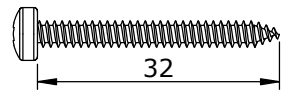


6.50

1=1 VIS234

VAA Ø3.5 PVT x1

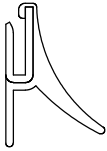
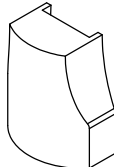
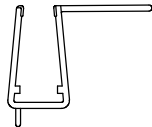
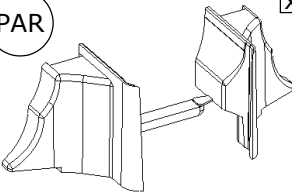
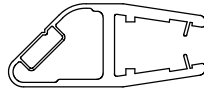
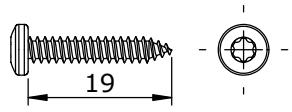
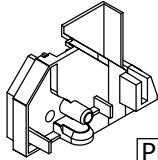
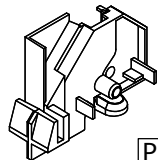
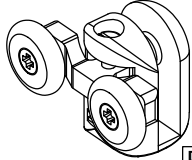
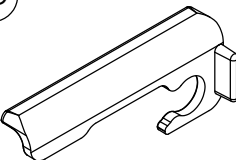
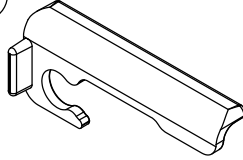
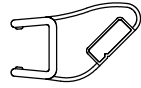
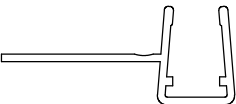
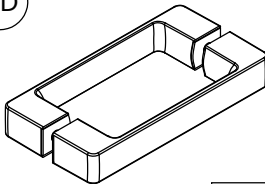
CLT x0



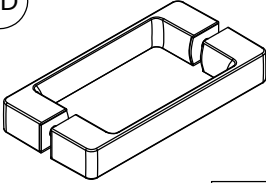
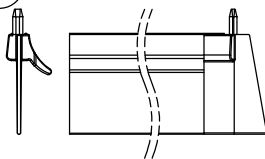
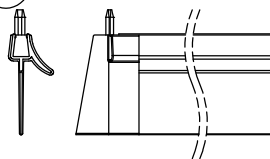
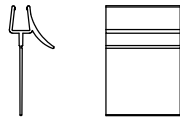
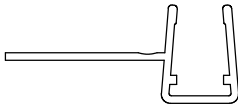
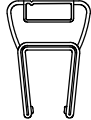
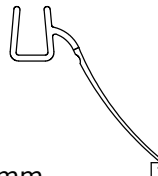

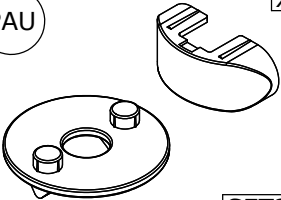
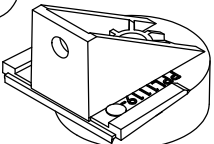
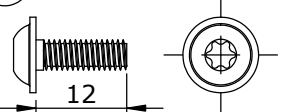
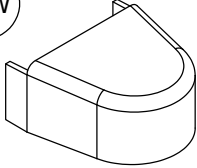
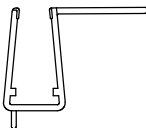
32

1=1 VIS214

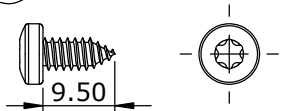
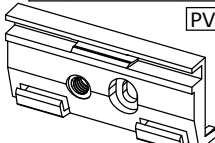
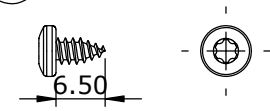
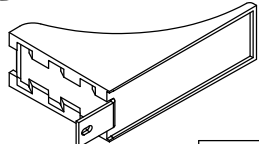
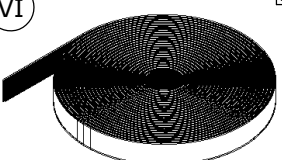
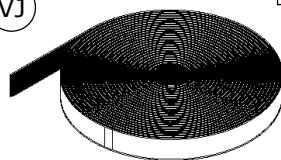
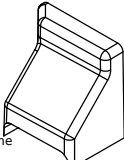
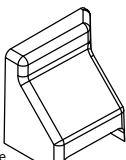
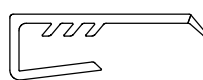
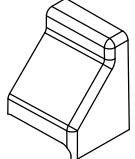
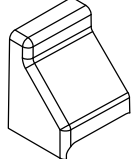

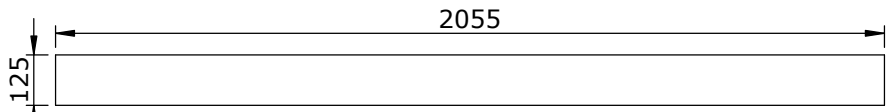
5 CLT

<p>JE x1</p>  <p>Lg=820mm JOI239</p>	<p>PC x1</p>  <p>PPL823</p>	<p>JC x1</p>  <p>Lg=1882mm J723</p>
<p>PAR x1</p>  <p>PPL1136/1137</p>	<p>JB x1</p>  <p>Lg=1959mm AI150</p>	<p>VM Ø3.5 x1</p>  <p>1=1 VIS215</p>
<p>PO x1</p> <ul style="list-style-type: none"> ● Montage gauche ● Left hand ● Montaje a la izquierda ● Montaggio a sinistra ● Montage links ● Montage links  <p>PPL1110</p>	<p>PP x1</p> <ul style="list-style-type: none"> ● Montage droite ● Right hand ● Montaje a la derecha ● Montaggio a destra ● Montage rechts ● Montage rechts  <p>PPL1111</p>	<p>QE 140/160/170 x3 100/120 x2</p>  <p>ROU37</p>
<p>PD x1</p>  <p>PPL1080</p>	<p>PE x1</p>  <p>PPL1081</p>	<p>JA x1</p>  <p>AIM36</p>
<p>JD x1</p>  <p>Lg=1894mm J719</p>	<p>QD x1</p>  <p>PGN36</p>	

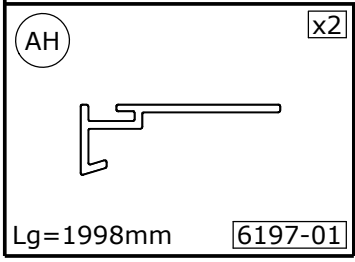
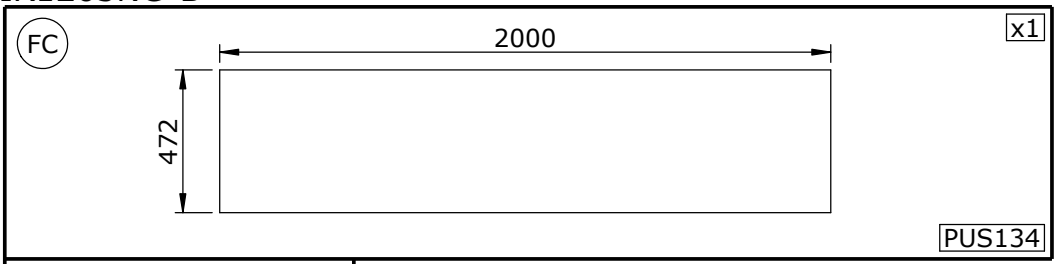
5 PVT

<p>QD x2</p>  <p>PGN36</p>	<p>JR x1</p>  <p>Lg=284mm</p> <p>J761</p>	<p>JS x1</p>  <p>Lg=284mm</p> <p>J762</p>
<p>JT x2</p>  <p>Lg=27mm</p> <p>J763</p>	<p>JV x1</p>  <p>JOI249</p>	<p>JP x2</p>  <p>Lg=1900mm</p> <p>AI074</p>
<p>JU x1</p>  <p>Lg=1940mm</p> <p>J764</p>	<p>PAN x1</p>  <p>SET116</p>	<p>PAU x4</p>  <p>SET29</p>
<p>PAV x2</p>  <p>PPL1119</p>	<p>VR M4 x2</p>  <p>12</p> <p>1=1</p> <p>VIS239</p>	<p>PAW x2</p>  <p>PPL1120</p>
<p>JC x1</p>  <p>Lg=1882mm</p> <p>J723</p>		

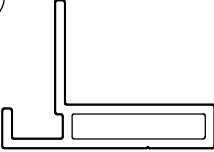

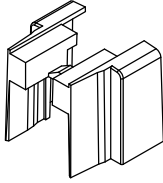
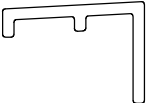





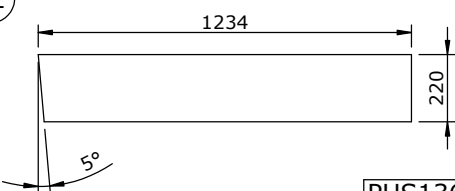
6

<p>VQ $\varnothing 4.2$ x6</p>  <p>9.50</p> <p>1=1 VIS238</p>	<p>PF CLT/SOLO:140/160/170 x4 CLT/SOLO:100/120 x3 PVT x0</p>  <p>PPL1099</p>	<p>VO $\varnothing 3.5$ x9</p>  <p>6.50</p> <p>1=1 VIS253</p>
<p>PAK 140/160/170 x5 100/120 x3</p>  <p>SET105</p>	<p>VI x3</p>  <p>Lg=2800mm VEL06-5</p>	<p>VJ x3</p>  <p>Lg=2800mm VEL06-6</p>
<p>SG CLT x1 PVT x0</p>  <p>● Montage gauche ● Left hand ● Montaje a la izquierda ● Montaggio a sinistra ● Montage links ● Montage links</p> <p>SUP168</p>	<p>SH CLT x1 PVT x0</p>  <p>● Montage droite ● Right hand ● Montaje a la derecha ● Montaggio a destra ● Montage rechts ● Montage rechts</p> <p>SUP169</p>	<p>JJ x2</p>  <p>Lg=2200mm PFL84</p>
<p>SP ● Montage gauche ● Left hand ● Montaje a la izquierda ● Montaggio a sinistra ● Montage links ● Montage links</p> <p>PVT x1 CLT x0</p>  <p>SET118</p>	<p>SP ● Montage droite ● Right hand ● Montaje a la derecha ● Montaggio a destra ● Montage rechts ● Montage rechts</p> <p>PVT x1 CLT x0</p>  <p>SET118</p>	<p>AE x1</p>  <p>Lg=2030mm 6195-01</p>
<p>FA x1</p>  <p>2055</p> <p>125</p> <p>PUS132</p>		

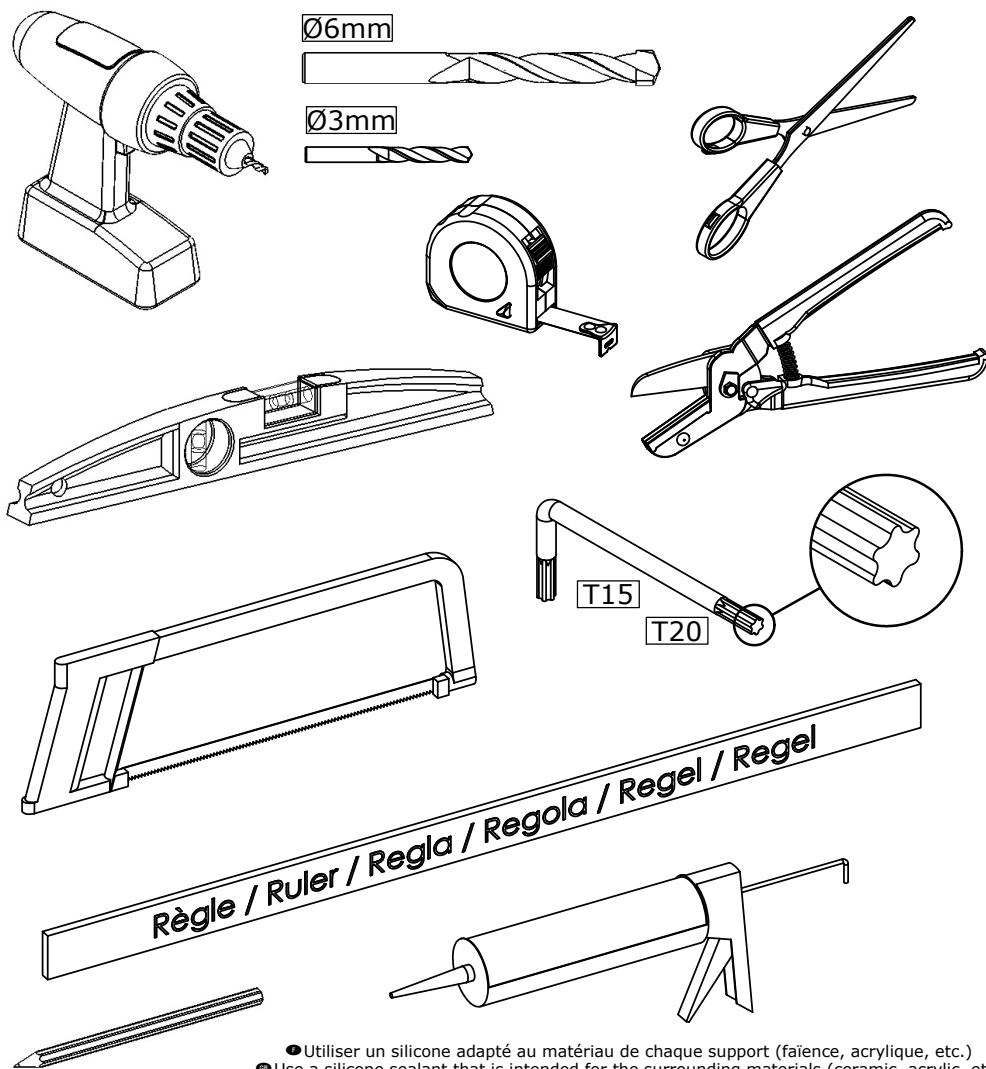
GIR1265NG-B





<p>(AN) x2</p>  <p>Lg=1233.50mm 6203-01</p>	<p>(JI) x2</p>  <p>Lg=1231mm P105</p>	<p>(PAP) x1</p>  <p>PPL1123/1124</p>
<p>(AL) x1</p>  <p>Lg=1805mm 6201-01</p>	<p>(AL) x1</p>  <p>Lg=890mm 6201-02</p>	<p>(AL) x2</p>  <p>Lg=1230mm 6201-03</p>
<p>(FF) x1</p>  <p>PAN09</p>	<p>(FG) x1</p>  <p>PAN10</p>	
<p>(FD) x1</p>  <p>PUS135</p>	<p>(FE) x1</p>  <p>PUS136</p>	


● Outillage nécessaire ● Tools required ● Equipamiento necesario
 ● Attrezzatura necessaria ● Benodigde gereedschap ● Werkzeuge erforderlich



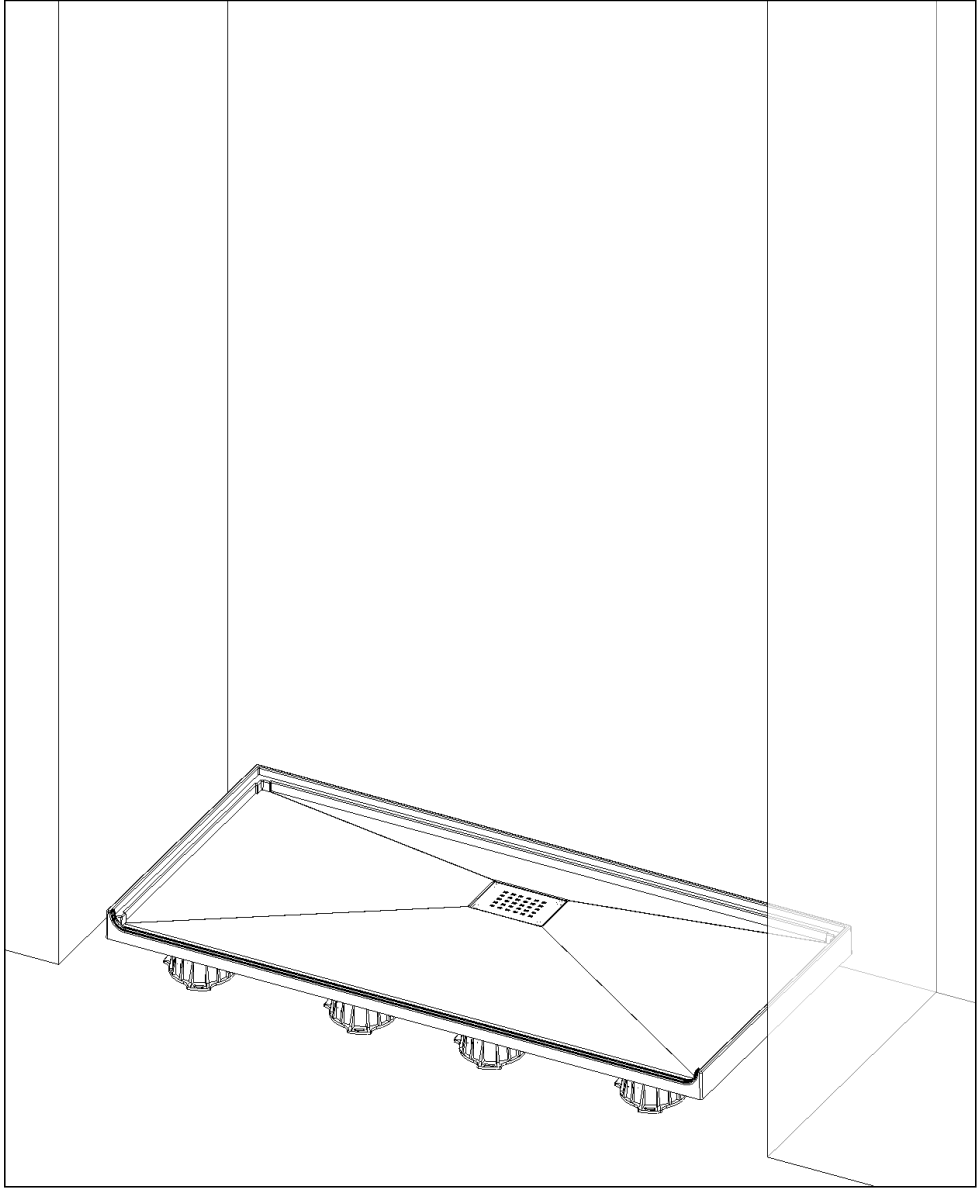
- Utiliser un silicone adapté au matériau de chaque support (faïence, acrylique, etc.)
- Use a silicone sealant that is intended for the surrounding materials (ceramic, acrylic, etc.)
 - Usar una silicona adecuada para cada tipo de material (loza, acrílico, etc.)
 - Utilizzare un silicone adatto a qualsiasi materiale (ceramica, acrilico, ecc.)
 - Gebruik siliconenkit die geschikt is voor iedere ondergrond (tegelwerk, acryl, etc.)
 - Für das jeweilige Trägermaterial (Stein, Acryl usw.) geeignetes Silikon verwenden.



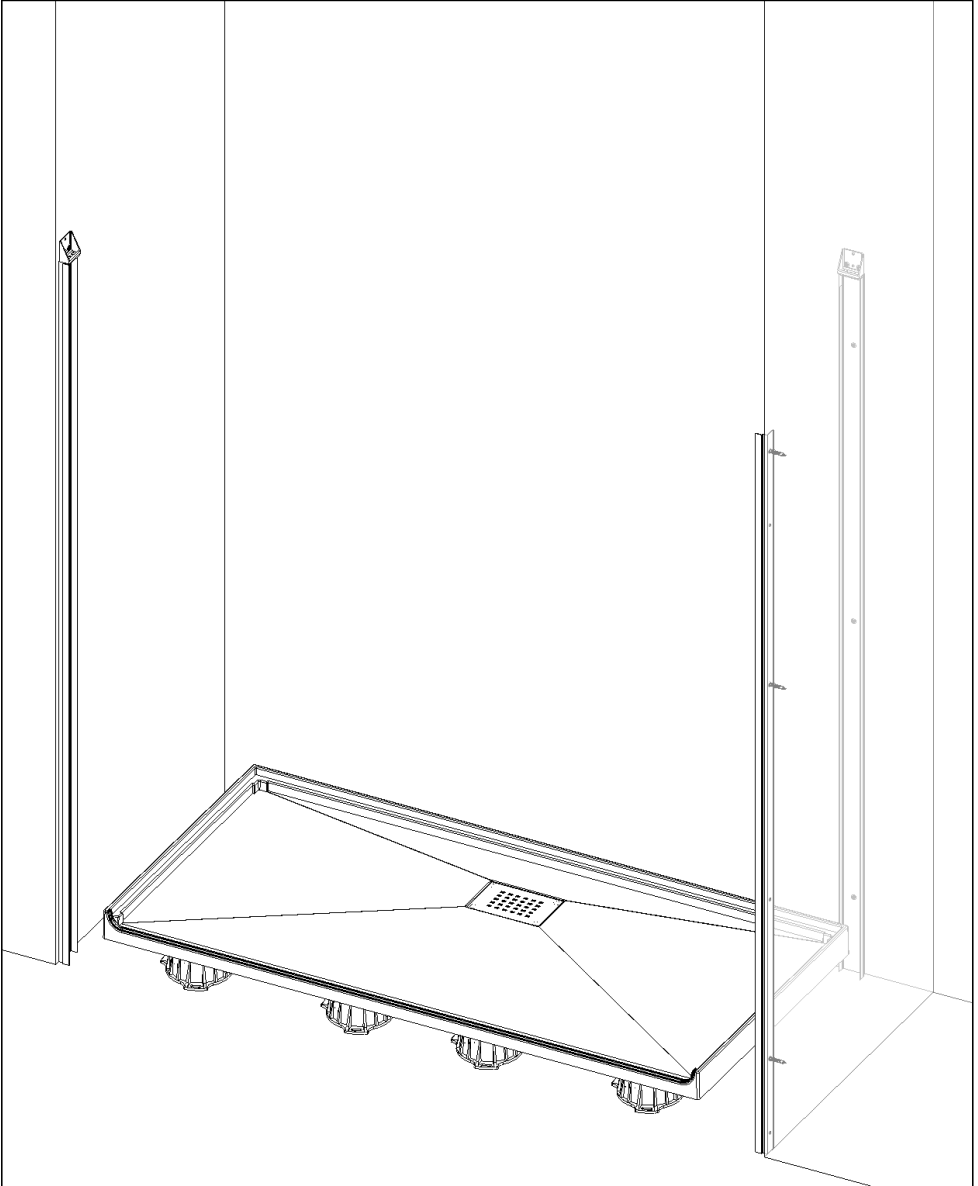
1A



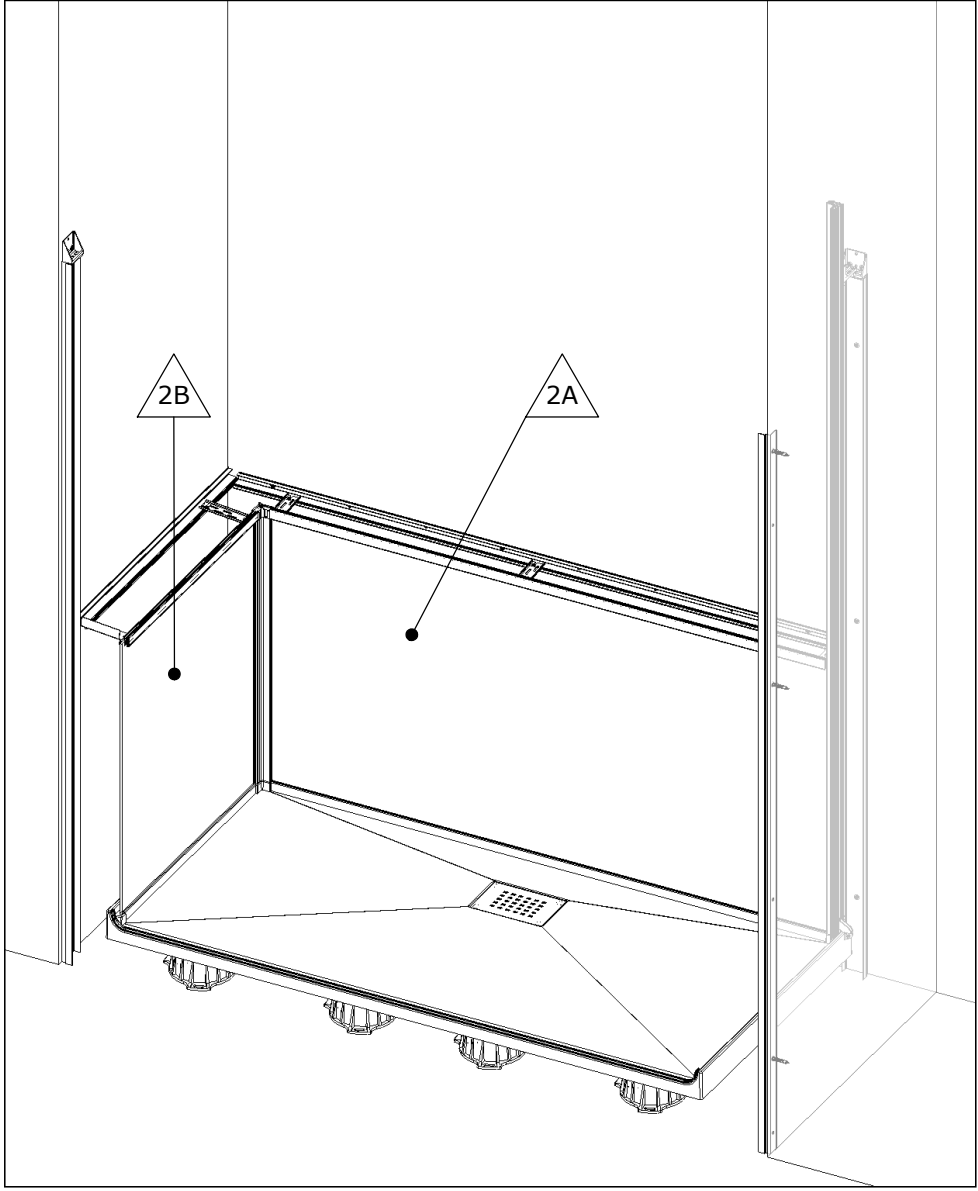
1B



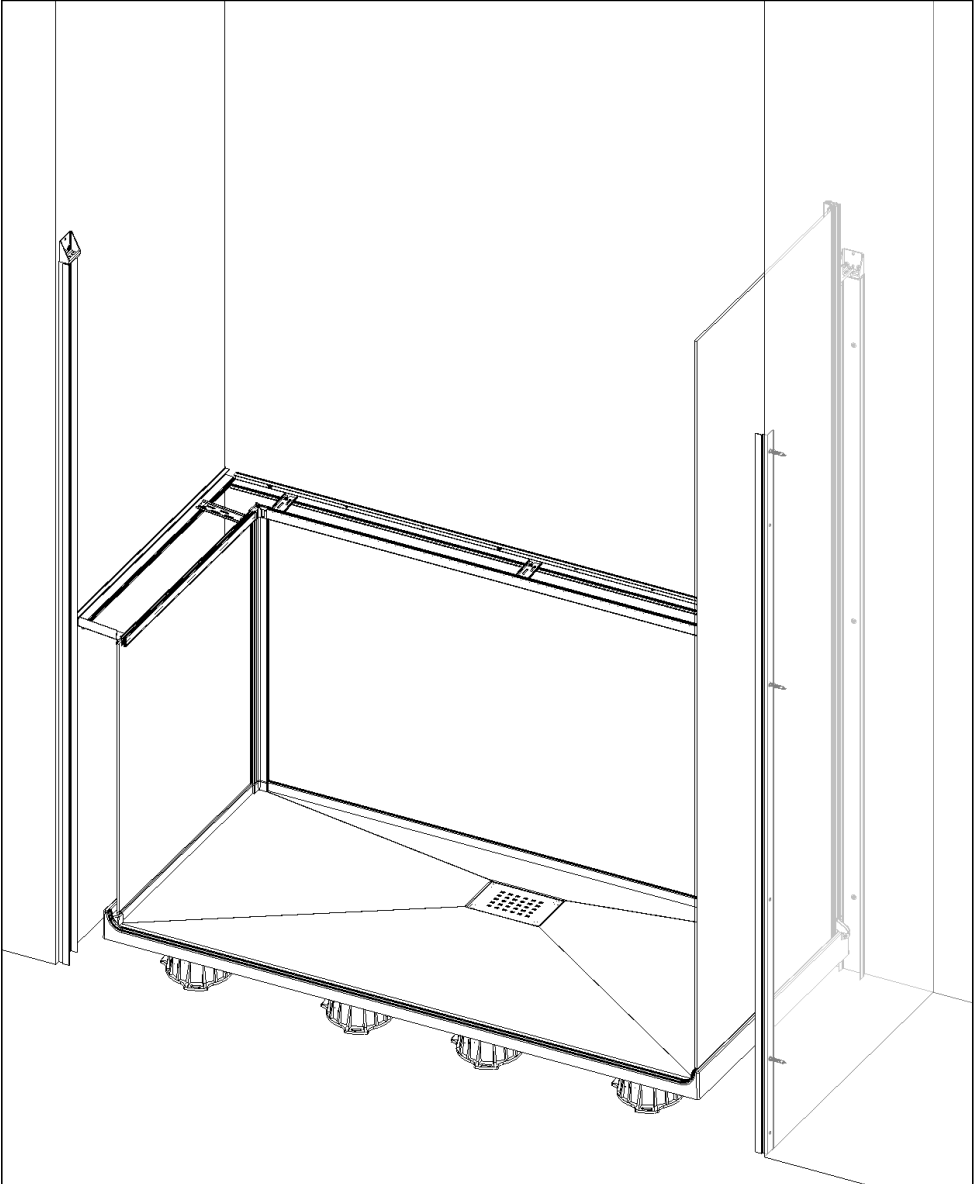
1C



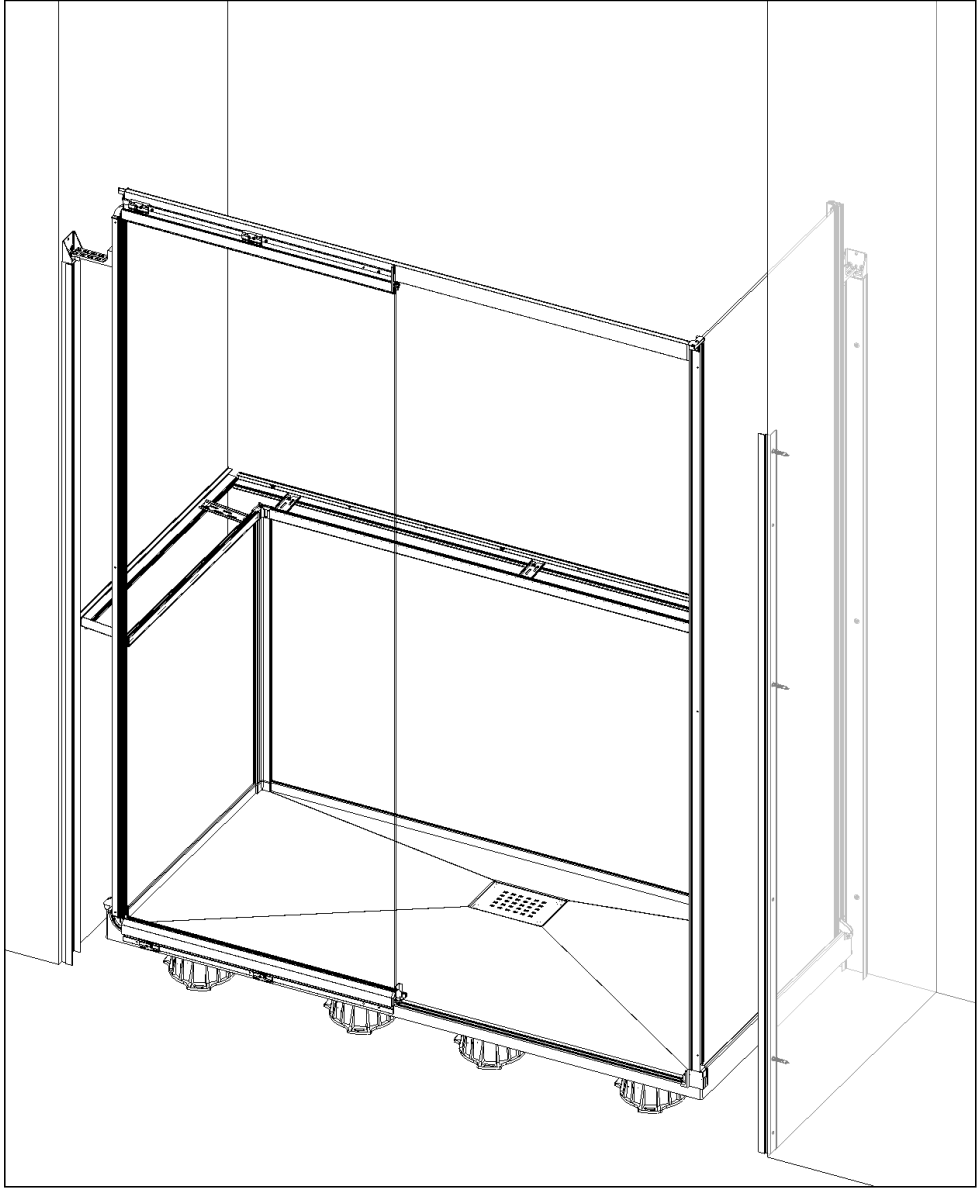
2



3



4

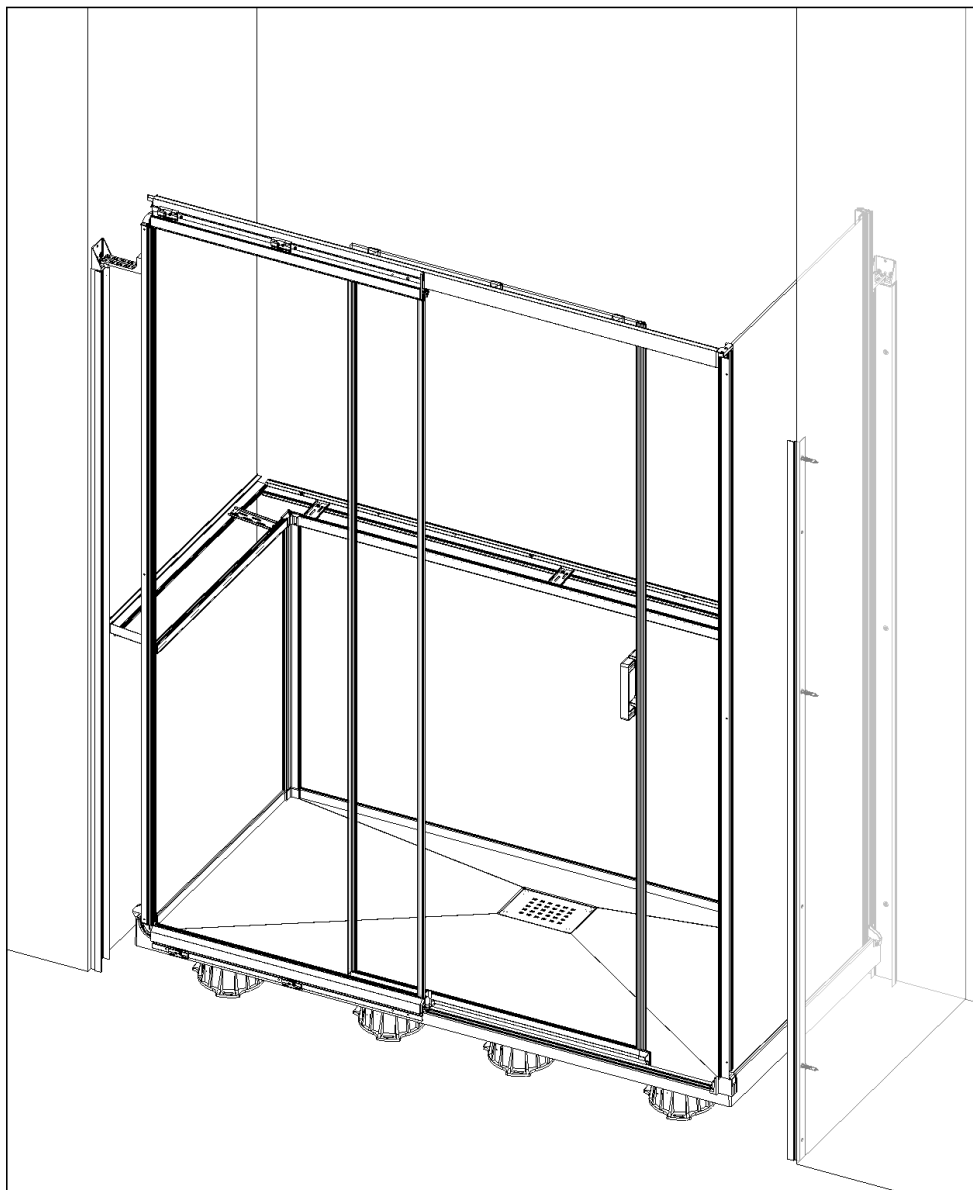


- En cas de montage solo ● In case of mounting without door
- En caso de montaje con mampara fija
- In caso di montaggio senza porta
- Bij montage uitvoering solo ● Bei Montage Ohne Tür

=>



CLT

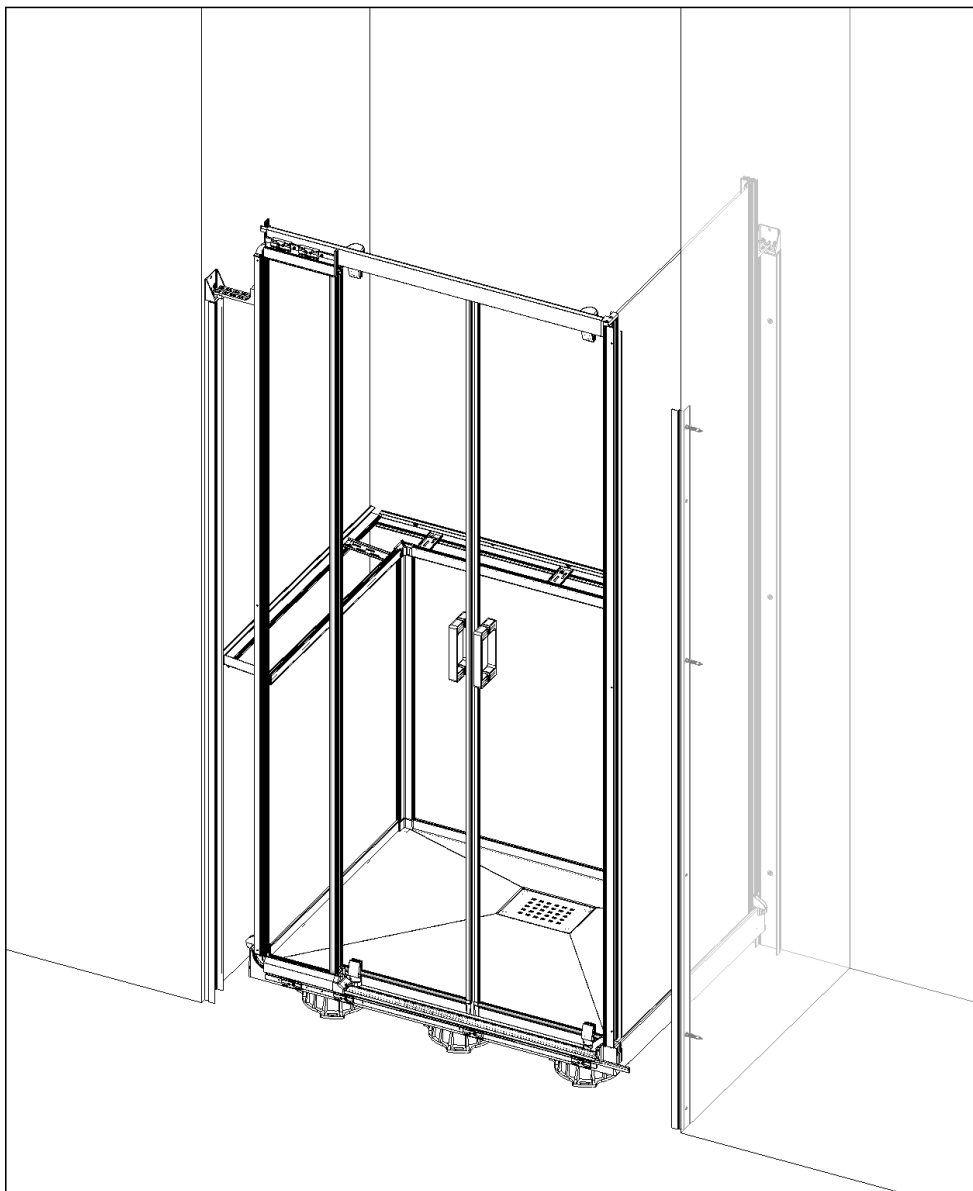


- En cas de montage solo • In case of mounting without door
- En caso de montaje con mampara fija
- In caso di montaggio senza porta
- Bij montage uitvoering solo • Bei Montage Ohne Tür

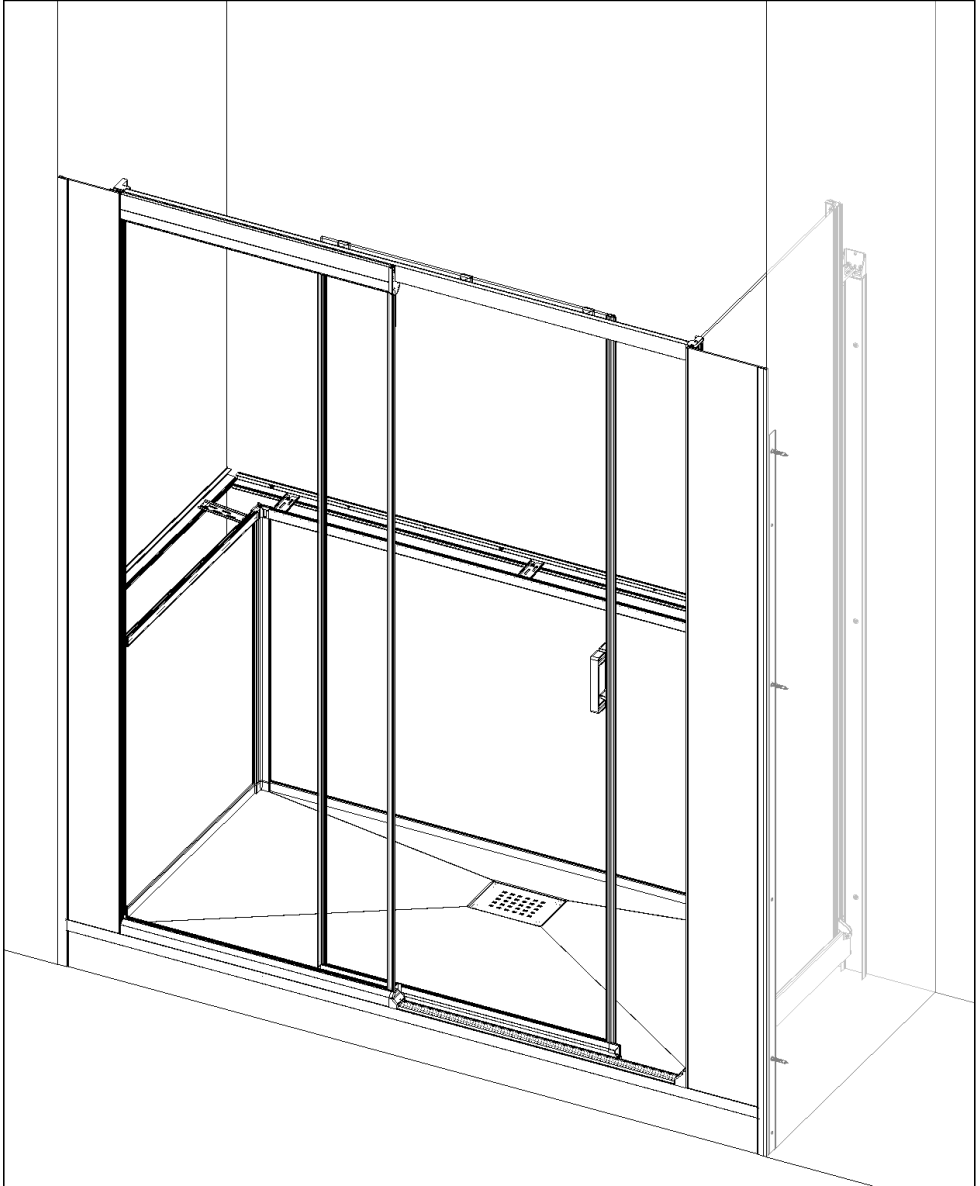
=>



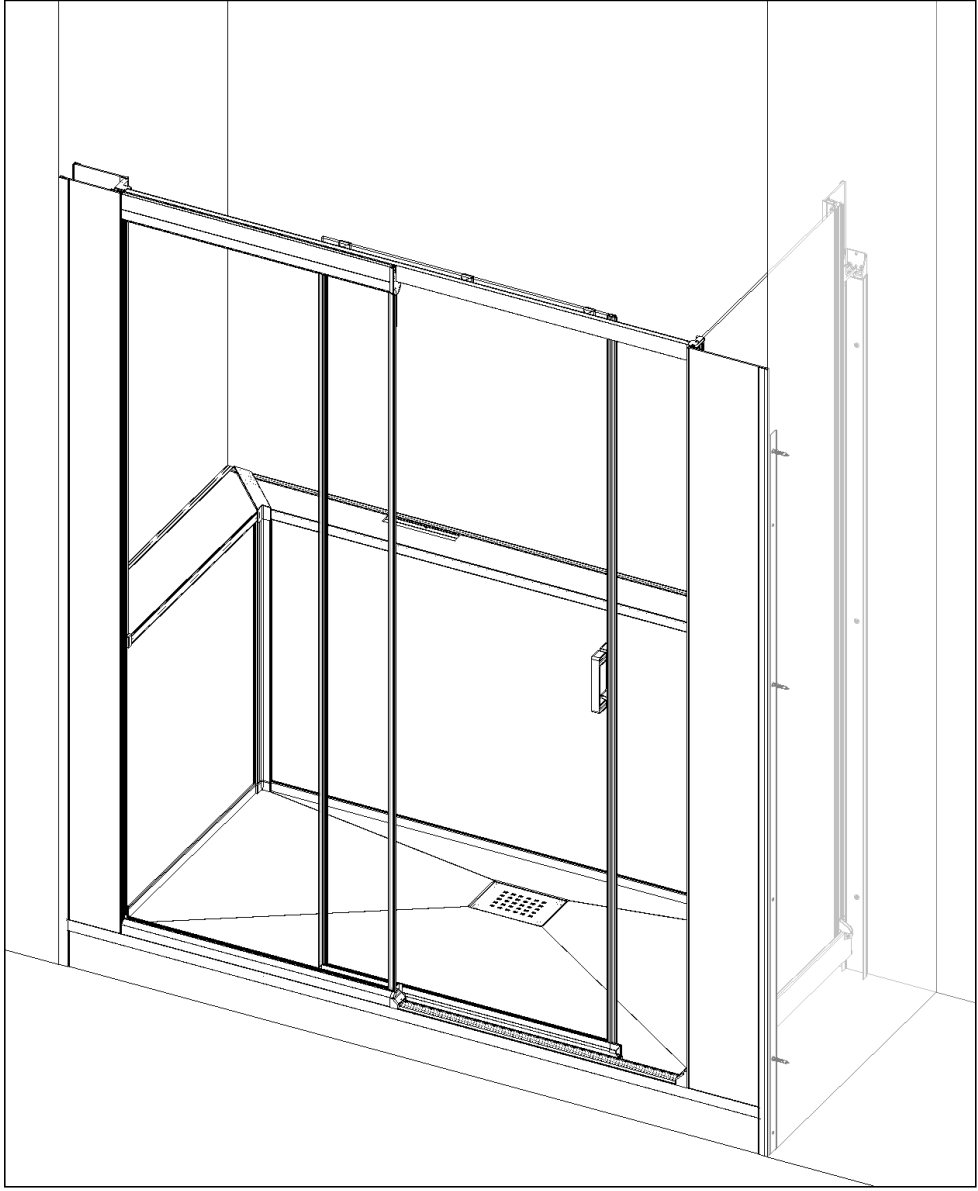
5 PVT



6

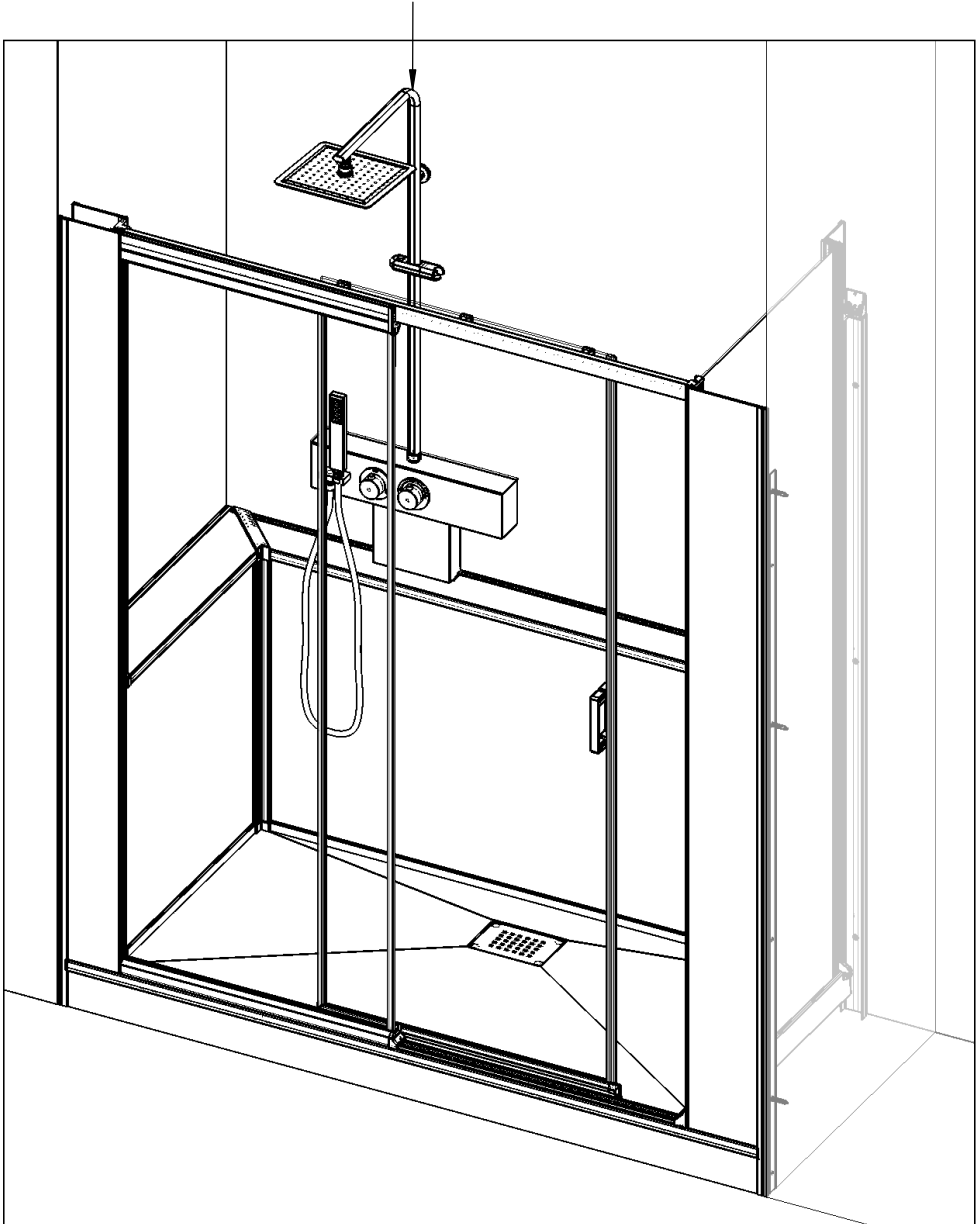


7

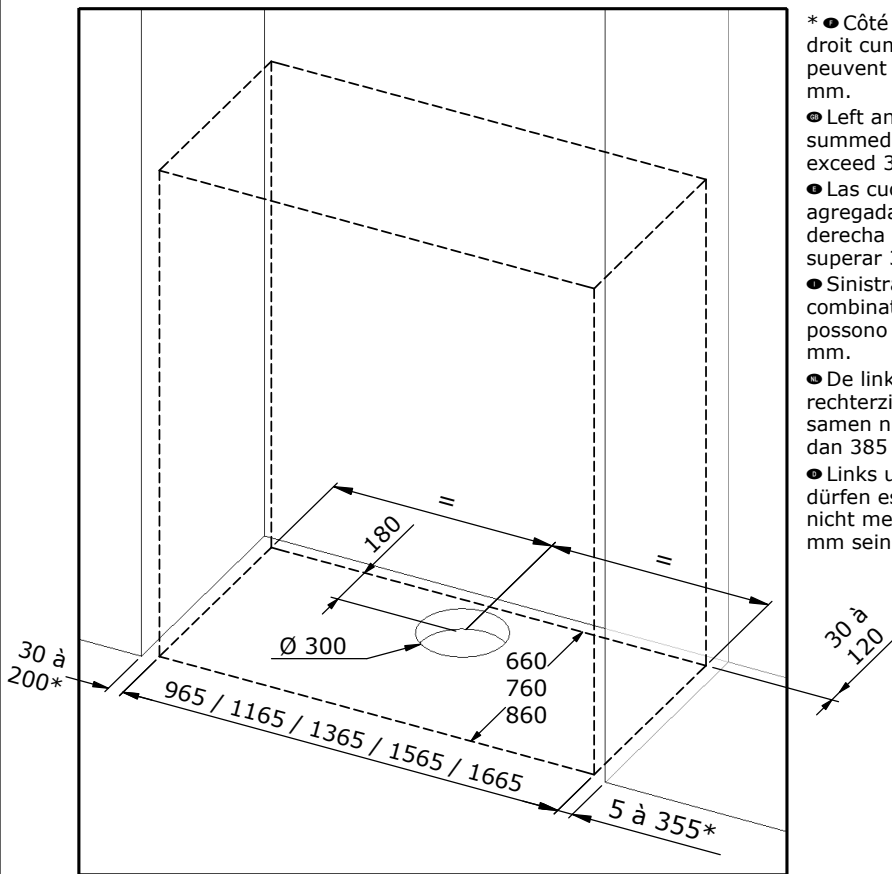


8

- Voir notice concernée
- Ver manual adecuado
- Zie montage-instructies
- See installation instructions required
- Vedere manuale appropriato
- Siehe betreffende Anleitung

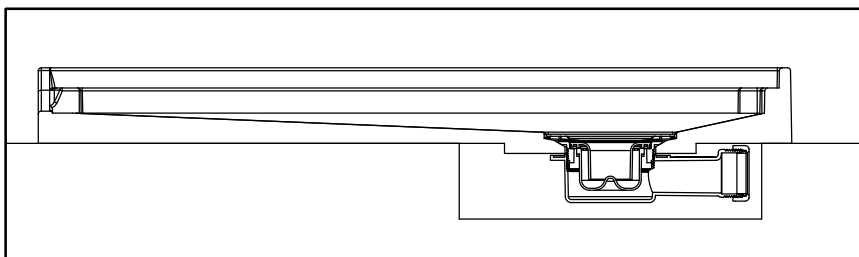


- Zone de décaissement pour un montage de receveur sans pieds
- Area required for the installation of the tray without feet
- Zona rebajada para la instalación del plato sin pies
- Zone necessarie per un montaggio del piatto senza piedi
- Afloopgebied voor de montage van een douchebak zonder poten
- Freier Raum für Montage der Duschanne ohne FüÙe



- * ● Côté gauche et droit cumulés ne peuvent excéder 385 mm.
- Left and right sides summed must not exceed 385 mm.
- Las cuotas agregadas izquierda y derecha no pueden superar 385 mm.
- Sinistra e destra combinati non possono superare 385 mm.
- De linker- en rechterzijde mogen samen niet groter zijn dan 385 mm.
- Links und rechts dürfen es zusammen nicht mehr als 385 mm sein.

- Cotes en mm ● Dimensions in mm ● Cotas en mm
- Quote in mm ● Afmetingen in mm ● Maße sind in mm angegeben





SAV
SERVICE HELPLINES
ASSISTENZA POST-VENDITA
SERVICIO POSTVENTA

FRANCE

02 40 21 29 45

SCHWEIZ

(01) 748 17 44

UK

020 8842 0033

ESPAÑA

93 544 60 76

IRELAND

04697 33102

NEDERLAND

0475 487 100

DEUTSCHLAND

+49 (0) 6074 / 30928 0

BELGIE

+31 475 487 100

ITALIA

(0382) 6181

BELGIQUE

+31 475 487 100

ÖSTEREICH

+43 1 710 60 70

РОССИЯ

963 19 40, 773 67 22