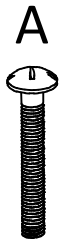
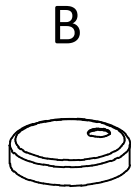


TOILET SEAT INSTALLATION INSTRUCTION



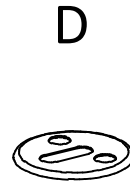
x2



x2



x2

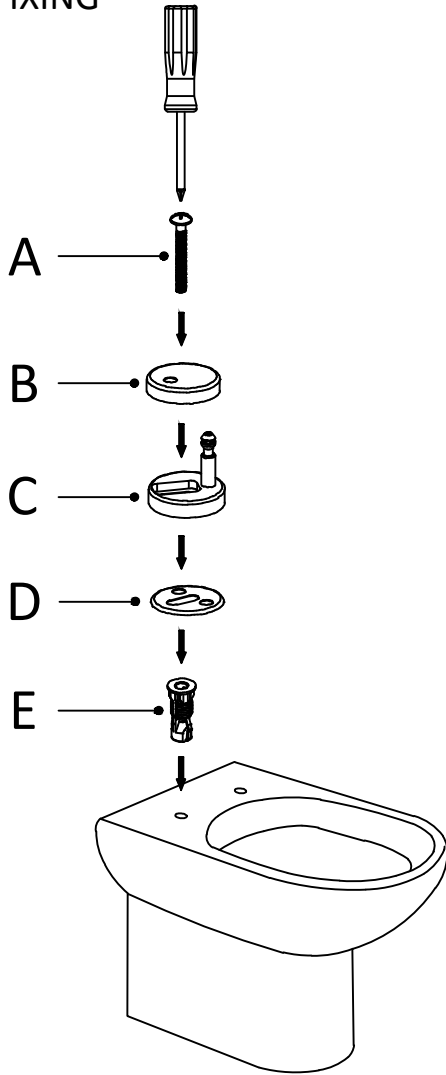


x2

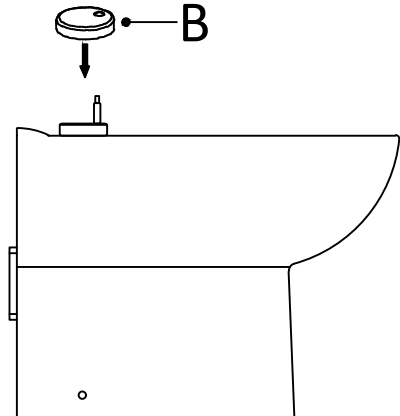


x2

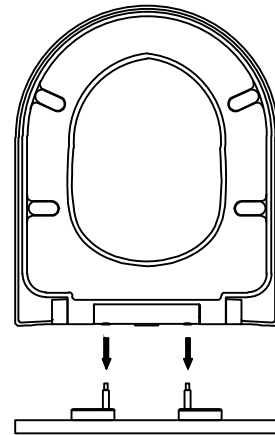
1 TOP FIXING



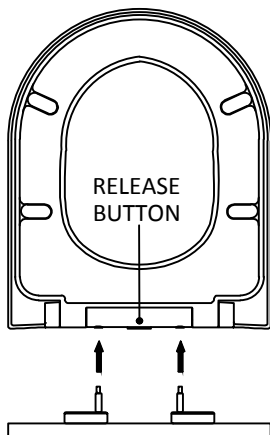
2



3



4



IMPORTANT! DO NOT FORCE THE LID OR SEAT TO CLOSE AS THIS WILL DAMAGE THE SOFT CLOSE MECHANISM.

MAINTENANCE (PLEASE READ CAREFULLY)

- We recommend that your toilet seat is regularly cleaned with a soft damp cloth and mild soap solution.
- Do not scrub or scour the surfaces or use abrasive cleaning materials.
- Do not use cleaners containing bleach.
- Do not stand on the lid or ring of your toilet seat.