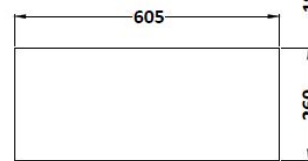
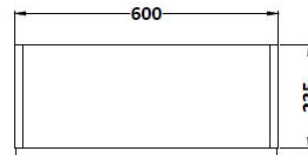
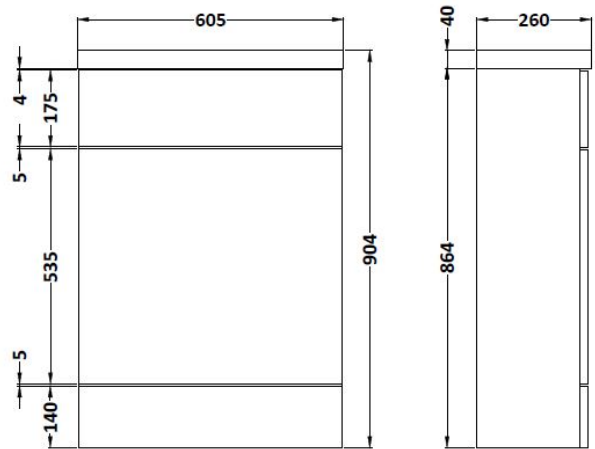


CUSTOMER DATA SHEET

SALES CODE: CBI119

DESCRIPTION: 600mm Compact Wc Unit & Polymarble Top



PACKAGING DETAILS

No of Packs

2

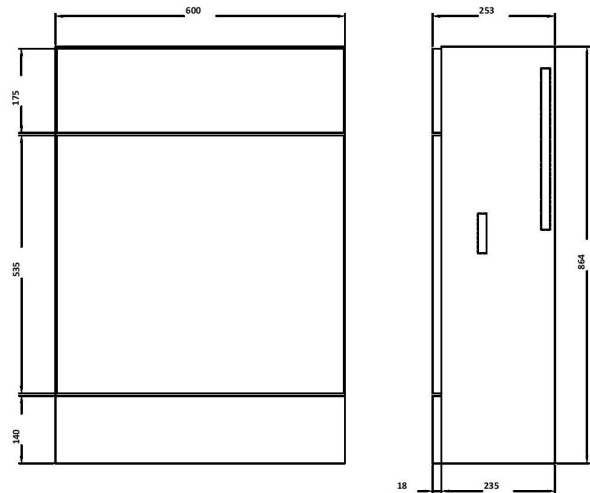
Barcode

5055275887219

CUSTOMER DATA SHEET - FURNITURE

SALES CODE: OFF147

DESCRIPTION: 600 Wc Unit (255mm Deep)



PRODUCT DIMENSIONS

Height (mm)	Width (mm)	Depth (mm)	Nett Wgt Kg
864	600	255	13.6

PACKAGING DIMENSIONS

Height (mm)	Width (mm)	Length (mm)	Gross Wgt Kg
290	625	875	13.6

PACKAGING DATA

Box Colour	Brown Cardboard Box		
Box Qty	1	Label Colour	Not Applicable
Label Size	100 x 50	Label Qty	0

OUTER BOX DIMENSIONS (If Applicable)

Height (mm)	Width (mm)	Depth (mm)	Gross Wgt Kg
Barcode	5055275816837		

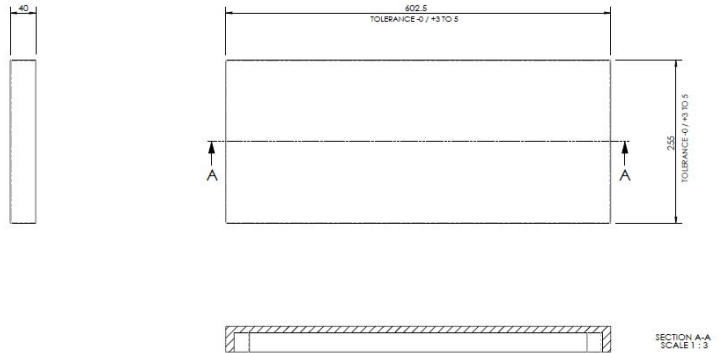
PRODUCT DETAILS

Country of Origin	United Kingdom			
Fitting Instruction	Yes			
Constr' Method	Cam & Wood Dowel			
Cabinet Finish	MFC Painted Gloss			
Cab Thickness (mm)	16			
Drawer Included	No			
No of Shelves	0			
Hinge Inc'	No			
Fixings Inc'	Yes			
Handle Inc'	No			
Handle Type	Not Applicable			
Certification	FSC	Yes	CE	N/A
Colour	Gloss White			
Constr' Type	Rigid			
Fascia Finish	Mdf Painted Gloss			
Fas Thickness (mm)	18			
Drawer Type	Not Applicable			
Hinge Type	Not Applicable			
Adjustable Legs	No			
Handle Style	Not Applicable			
Waste Shroud	No			

CUSTOMER DATA SHEET - CERAMICS

SALES CODE: PMB443

DESCRIPTION: 600 Wc Unit Top 600X255



PRODUCT DIMENSIONS

Height (mm)	Width (mm)	Depth (mm)	Nett Wgt Kg
40	603	255	6.5

PACKAGING DIMENSIONS

Height (mm)	Width (mm)	Depth (mm)	Gross Wgt Kg
90	335	670	6.5

PACKAGING DATA

Box Colour	Brown Cardboard Box - Printed		
Box Qty	1	Label Colour	White Label
Label Size	100 x 50	Label Qty	2

OUTER BOX DIMENSIONS (If Applicable)

Height (mm)	Width (mm)	Depth (mm)	Gross Wgt Kg
Barcode	5055275812402		

PRODUCT DETAILS

Country of Origin	China
Fitting Instruction	No

Certification	CE	N/A	WRAS	N/A	WRAS Number	N/A
Product Material	Polymarble					

PANS/BIDETS

Trap Style	Not Applicable	Includes Seat	Not Applicable
------------	----------------	---------------	----------------

CISTERNS

Fittings	Not Applicable	Operating Type	Not Applicable
Lever Type	Not Applicable		

SEAT

Type	Not Applicable	Function	Not Applicable
Material	Not Applicable		
Hinge Type	Not Applicable	Hinge Material	Not Applicable

BASINS

Tap Hole	Not Applicable	Chain Stay Hole	Not Applicable
Template	Not Applicable	Waste Type Req'd	Not Applicable
Overflow Incl.	Not Applicable	Overflow Cover	Not Applicable
Inner Bowl Depth	Not Applicable		

GENERAL

Fixing Supplied	No
-----------------	----