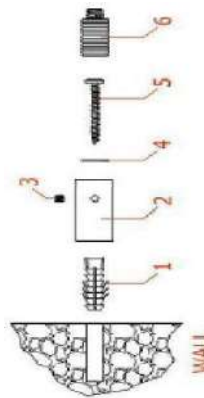
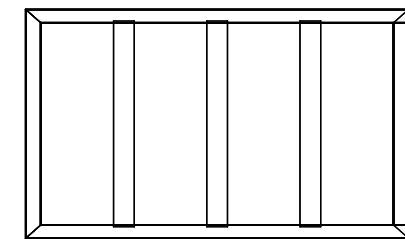
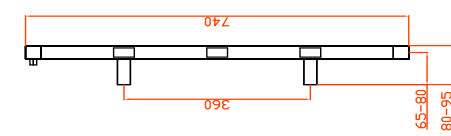
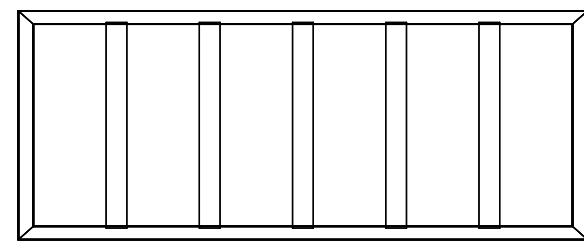
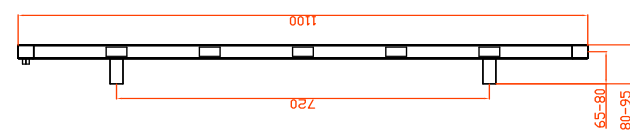
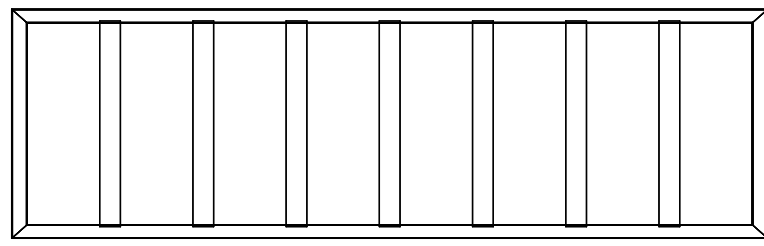
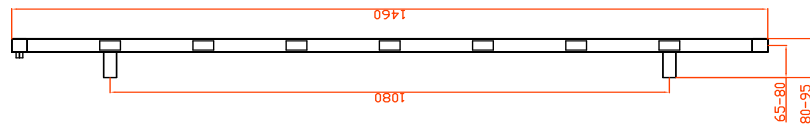


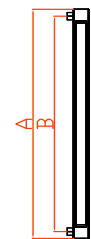
REZZO INSTALLATION GUIDE

This product must be fitted only by a fully qualified installer.

DESCRIPTION	DESCRIPTION	ILLUSTRATION
 <p>Radiator x1</p>	<p>Fixing choose the appropriate fixing for the wall material if required</p>	
	<p>PTFE tape</p>	
	<p>Masonry drill bit appropriate to the fixings</p>	
	<p>Radiator valve hex key</p>	
	<p>1 lock shield valve and 1 gate or thermostatic valve</p>	
	<p>Measuring tape</p>	
 <p>Wall Anchors x4</p>	 <p>Fixing Screws x4</p>	
 <p>Washers x4</p>	 <p>Security Screws x4</p>	



A	B
450mm	420mm
550mm	520mm



REINA

- A** The radiator should not be mounted closer than 50mm below any overhanging surface (Leis shelf) and no lower than 100mm from the floor. Transfer the bracket drill position measurements to the wall.
- B** Drill the wall and insert wall anchors (1) (or other suitable fixings).
- C** Put the brackets (2) on the wall and screw them to the wall anchors (1) with fixing screws (5) and washers (4).
- D** Screw the brackets (6) onto the nuts welded on the back of the radiator.
- E** Insert brackets (6) in to the brackets (2) and tighten the security screws (3).

GENERAL RECOMMENDATION

- Before fitting the radiator it is necessary to wash out the heating system to remove any existing mud, scale, work residues, traces of flux, oil, etc.
- When the system water pH is outside the 5,5-8,5 range and/or when the dissolved is above 0,1mg/liter, it is always needed to protect the heating system components (the radiator is one of these) with a proper chemical treatment compatible with all parts in contact with water (silicon rubber too).
- In order to fit the radiator to the wall, it is necessary to choose the proper fixings for the wall material.
- If the system water exceeds 50°C, please install a warning mark near the radiator to avoid any accidental scalding.
- Clean the radiator surface only with a soft cloth to avoid scratching the finish and do not use chemical agents during cleaning operations. It is prohibited to climb on the radiator.
- Maximum working temperature 95°C, maximum working pressure 4 bar.