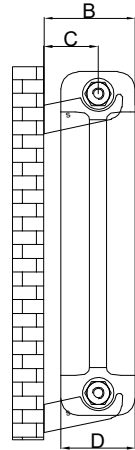
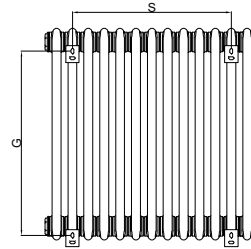


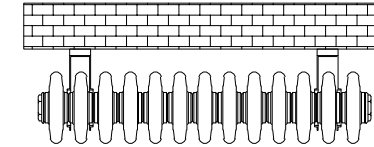
Front View



Side View



Back View



Top view

SUPPLIED INSTALLATION ACCESSORIES

- X8 — X8 ⊙ X8
- 🔧 X4 ⊙ X1 ⊙ X1

Kindly remind: Please insert the element from the no-blocker side for electric heating use. Poke the blocker away first in case the inside distance is not enough to insert your element.

- Vertical Mounting
- Optional Color Selection
- Max Operational Pressure:6Bar
- Inlet/Outlet:½"Female Pipe Thread
- All Dimensions are in mm

Product Code	Product Name	pipe number	Height	Width	Thickndss	hanger Axes Horizontal	Wall to front face of the brackct	hanger Axes vertical	Wall to pipe center distance	Empty Weight	Water volume
			H mm	W mm	D mm	S mm	B mm	G mm	C mm	- kg	- l
RND-HDM6060	HEDINGHAM 600 X 600	13	600	599	130	356	160	522	95	25.8	14.30
RND-HDM6082	HEDINGHAM 600 X 820	18	600	821	130	490	160	522	95	35.67	19.80
RND-HDM6100	HEDINGHAM 600 X 1000	22	600	999	130	579	160	522	95	43.60	24.20
RND-HDM6117	HEDINGHAM 600 X 1175	26	600	1177	130	757	160	522	95	51.53	28.60
RND-HDM6126	HEDINGHAM 600 X 1265	28	600	1266	130	846	160	522	95	55.49	30.80