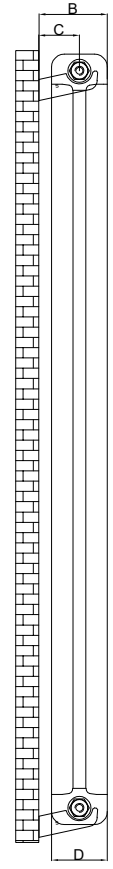
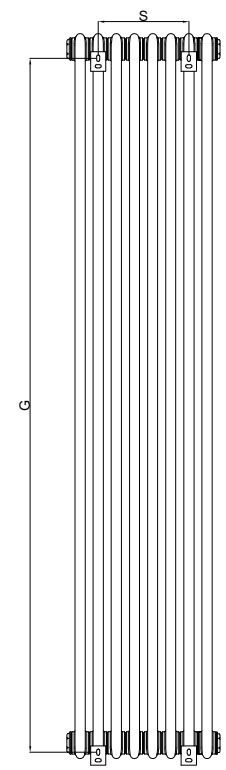


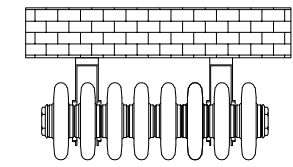
Front View



Side View



Back View



Top view

SUPPLIED INSTALLATION ACCESSORIES

- X8    — X8    ○ X8
- ⌋ X4    ⊙ X1    ○ X1

Kindly remind: Please insert the element from the no-blocker side for electric heating use. Poke the blocker away first in case the inside distance is not enough to insert your element.

- Vertical Mounting
- Optional Color Selection
- Max Operational Pressure:6Bar
- Inlet/Outlet:1/2"Female Pipe Thread
- All Dimensions are in mm

| Product Code | Product Name         | pipe number | Height  | Width   | Thickndss | hanger Axes Horizontal | Wall to front face of the brackct | hanger Axes vertical | Wall to pipe center distance | Empty Weight | Water volume |
|--------------|----------------------|-------------|---------|---------|-----------|------------------------|-----------------------------------|----------------------|------------------------------|--------------|--------------|
|              |                      |             | H<br>mm | W<br>mm | D<br>mm   | S<br>mm                | B<br>mm                           | G<br>mm              | C<br>mm                      | -<br>kg      | -<br>l       |
| RND-HDM18028 | HEDINGHAM 1800 X 285 | 6           | 1800    | 287     | 130       | 134                    | 160                               | 1722                 | 95                           | 33.29        | 18.82        |
| RND-HDM18037 | HEDINGHAM 1800 X 375 | 8           | 1800    | 376     | 130       | 223                    | 160                               | 1722                 | 95                           | 44.52        | 25.10        |
| RND-HDM18046 | HEDINGHAM 1800 X 465 | 10          | 1800    | 465     | 130       | 312                    | 160                               | 1722                 | 95                           | 55.65        | 31.37        |