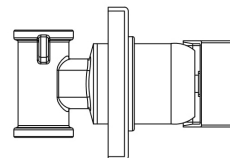
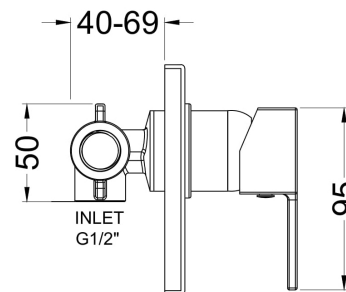
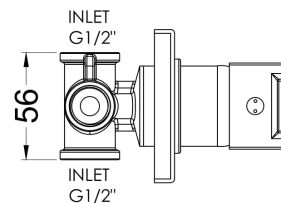
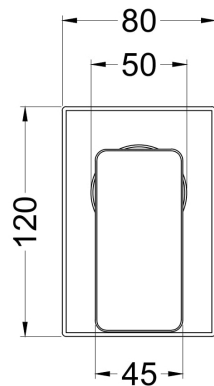
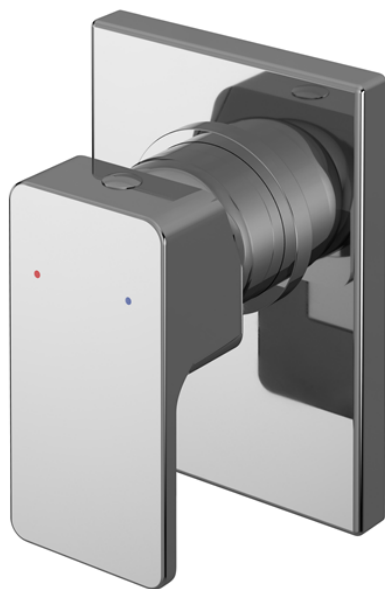


Sales Code: WINMV10

Description: Windon Manual Shower Valve



Product Dimensions

Length (mm):	
Width (mm):	80
Height (mm):	120
Depth (mm):	113
Nett Weight (kg):	1.07

Packaging Dimensions

Length (mm):	150
Width (mm):	205
Height (mm):	170
Gross Weight (kg):	1.07

Packaging Data

Box Colour:	White Cardboard Box
Box Qty:	1
Label Size:	100 x 50
Label Colour:	White Label
Label Qty:	1

Outer Box Dimensions (If Applicable)

Length (mm):	
Width (mm):	470
Height (mm):	470
Depth (mm):	400
Gross Weight (kg):	
Barcode:	5056211898450

Product Details

Country of Origin:	United Kingdom
Fitting Instruction:	No
Product Material:	Brass/ABS
Mount Type:	Recessed, Wall
Outlet Elbow Supplied:	No
Easy Clean:	Not Applicable
Head Included:	No
Handset Included:	No
Body Jets Included:	No
No of Body Jets:	Not Applicable
Operating Pressure (bar):	0.5
Valve/Cartridge Type:	Single Lever Cartridge
Flow Rates (L/min):	0.1 bar: 3.4 0.5 bar: 7.9 1 bar: 11.2 2 bar: 15.9 3 bar: 19.5
TMV2 Approved:	No Approval No: N/A
TMV3 Approved:	No Approval No: N/A
WRAS Approved:	No Approval No: N/A
Head Function:	Not Applicable
Handset Function:	Not Applicable
Body Jet Info:	Not Applicable
Pipe Size:	15 mm (1/2" Bsp)
Pipe Centres:	N/A
Colour/Finish:	Chrome
Hose Included:	Not Applicable
No. of Outlets:	1