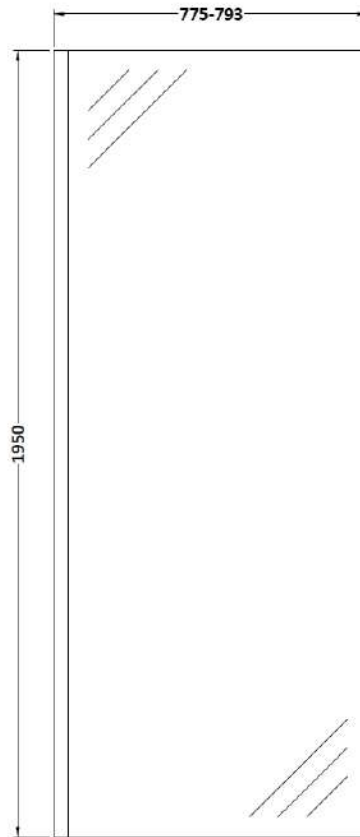



Sales Code: WRSBB80

Description: 800X1950 Screen With Support Bar Bb

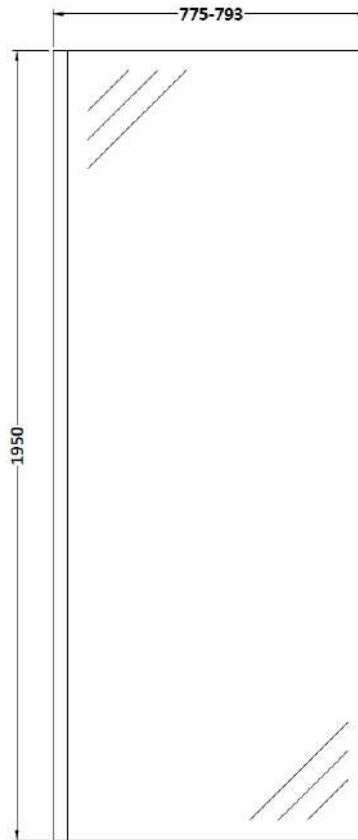



Packaging Details

Barcode: 5056462618111

Sales Code: WRSB800

Description: Wetroom Screen 800 X1950mm



Product Dimensions

Height (mm):	1950
Width (mm):	800
Depth (mm):	14
Nett Weight (kg):	34.36

Packaging Dimensions

Height (mm):	65
Width (mm):	830
Length (mm):	2010
Gross Weight (kg):	34.36

Packaging Data

Box Colour:	Brown Cardboard Box - Printed
Box Qty:	1
Label Size:	100 x 50
Label Colour:	Not Applicable
Label Qty:	0

Outer Box Dimensions (If Applicable)

Height (mm):	
Width (mm):	
Depth (mm):	
Length (mm):	
Gross Weight (kg):	
Barcode:	5055369007448

Product Details

Country of Origin:	China
Fitting Instruction:	No
CE & UKCA:	Yes
Profile Material:	Aluminium
Profile Finish:	Polished Chrome
Adjustments (mm):	775mm-793mm
Entry Width (mm):	N/A
Swing In Dim (mm):	N/A
Swing Out Dim (mm):	N/A
Radius (mm):	Not Applicable
Glass Thickness (mm):	8
Easy Fit:	No
Easy Clean:	Yes
Handle Style:	Not Applicable
Handle Material:	Not Applicable
Enclosure Design:	Frameless
Wheel Type:	Not Applicable
Support Bar Included:	Support Bar Included
Extras:	None

Sales Code: WRSF015

Description: 1950 Wetroom Wall Channel Brass



Product Dimensions

Height (mm):	1950
Width (mm):	
Depth (mm):	
Nett Weight (kg):	0.8

Packaging Dimensions

Height (mm):	45
Width (mm):	185
Length (mm):	1970
Gross Weight (kg):	0.8

Packaging Data

Box Colour:	Brown Cardboard Box - Printed
Box Qty:	1
Label Size:	100 x 50
Label Colour:	White Label
Label Qty:	1

Outer Box Dimensions (If Applicable)

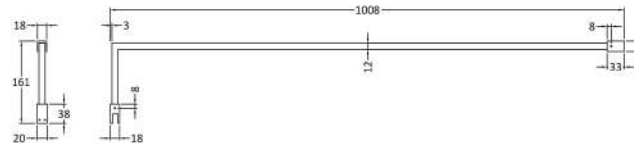
Height (mm):	
Width (mm):	
Depth (mm):	
Length (mm):	
Gross Weight (kg):	
Barcode:	5056462611860

Product Details

Country of Origin:	China
Fitting Instruction:	No
CE & UKCA:	N/A
Profile Material:	Aluminium
Profile Finish:	Brushed Brass
Adjustments (mm):	18mm
Entry Width (mm):	N/A
Swing In Dim (mm):	N/A
Swing Out Dim (mm):	N/A
Radius (mm):	Not Applicable
Glass Thickness (mm):	
Easy Fit:	Not Applicable
Easy Clean:	Not Applicable
Handle Style:	Not Applicable
Handle Material:	Not Applicable
Enclosure Design:	Not Applicable
Wheel Type:	Not Applicable
Support Bar Included:	Support Bar Not Included
Extras:	None

Sales Code: FIX025

Description: Wetroom Screen Support Arm Brass



Product Dimensions

Height (mm):	15
Width (mm):	150
Depth (mm):	1000
Nett Weight (kg):	0.67

Packaging Dimensions

Height (mm):	35
Width (mm):	160
Length (mm):	1020
Gross Weight (kg):	0.7

Packaging Data

Box Colour:	Brown Cardboard Box
Box Qty:	1
Label Size:	100 x 50
Label Colour:	White Label
Label Qty:	1

Outer Box Dimensions (If Applicable)

Height (mm):	
Width (mm):	
Depth (mm):	
Length (mm):	
Gross Weight (kg):	
Barcode:	5056462611884

Product Details

Country of Origin:	China
Fitting Instruction:	No
CE & UKCA:	N/A
Profile Material:	Stainless Steel
Profile Finish:	Brushed Brass
Adjustments (mm):	N/A
Entry Width (mm):	N/A
Swing In Dim (mm):	N/A
Swing Out Dim (mm):	N/A
Radius (mm):	Not Applicable
Glass Thickness (mm):	
Easy Fit:	Not Applicable
Easy Clean:	Not Applicable
Handle Style:	Not Applicable
Handle Material:	Not Applicable
Enclosure Design:	Not Applicable
Wheel Type:	Not Applicable
Support Bar Included:	
Extras:	None