

YOUNG 1BS

Shower door
for recess installation or combined only with a fix side YOUNG F1B

Measurements (cm)		Access	Projection	Code	Left	Right	Glass 6mm			Profile Type Price	
Shower enclosure adjustability											
For recess	With side panel				S-	D-	1	2	4	B	K

DOOR

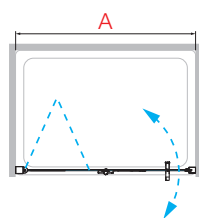
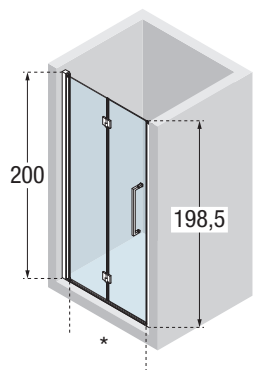
A		A	*			Clear	Aqua	Satin	Silver	Chrome
57 ↔ 61	58 ↔ 62	47	24	Y21BS57		●				
67 ↔ 71	68 ↔ 72	57	29	Y21BS67		●				
72 ↔ 76	73 ↔ 77	62	32	Y21BS72		●				
77 ↔ 81	78 ↔ 82	67	34	Y21BS77		●				
87 ↔ 91	88 ↔ 92	77	39	Y21BS87		●				
97 ↔ 101	98 ↔ 102	87	44	Y21BS97		●				
117 ↔ 121	118 ↔ 122	107	54	Y21BS117		●				

SIDE PANEL

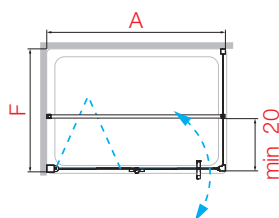
F										
-	57 ↔ 59	-	-	Y2F1B57-						
-	59 ↔ 61	-	-	Y2F1B59-						
-	65 ↔ 67	-	-	Y2F1B65-						
-	67 ↔ 69	-	-	Y2F1B67-		●				
-	69 ↔ 71	-	-	Y2F1B69-						
-	73 ↔ 75	-	-	Y2F1B73-		●				
-	75 ↔ 77	-	-	Y2F1B75-		●				
-	77 ↔ 79	-	-	Y2F1B77-		●				
-	79 ↔ 81	-	-	Y2F1B79-						
-	85 ↔ 87	-	-	Y2F1B85-		●				
-	87 ↔ 89	-	-	Y2F1B87-		●				
-	89 ↔ 91	-	-	Y2F1B89-		●				
-	95 ↔ 97	-	-	Y2F1B95-						
-	97 ↔ 99	-	-	Y2F1B97-		●				
-	99 ↔ 101	-	-	Y2F1B99-						
-	117 ↔ 119	-	-	Y2F1B117-						
-	119 ↔ 121	-	-	Y2F1B119-						
-	H 140 ↓ 200 L 20 ↔ 120	-	-	SPECIAL Y2F1BSP						

How to choose your product using the codes:

Y21BS57S-1B = Y21BS57 + S- + 1 + B



Reversible



min 20

How to take the measurement see page 61

● IN STOCK UK
(Other products) please check availability



Low maintenance
UV bonded hinges



CRYSTAL
CLEAR
TREATMENT

NewChrome

TECHNICAL DATA

GLASS TYPES (European standards UNI EN 14428)

PRINTING




Clear



Aqua



Satin



Victoriana Gold
(only for 2G, G+F, 1B, R2 LUX)

PROFILE COLOURS



Silver



Chrome



Gold
(only for 2G, G+F, 2A, G+F in line,
1B, F1B, A, R, R2, R1 SWIM, R2 LUX)

* Gold Victoriana can be selected only with gold profile

OPTIONAL



support bar

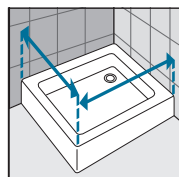
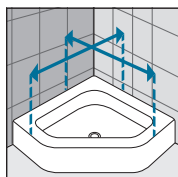
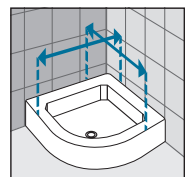
Measurements	Code	Prix
15 cm	R80LOU150-K	
25 cm	R80LOU250-K	
35 cm	R80LOU350-K	
45 cm	R80LOU450-K	



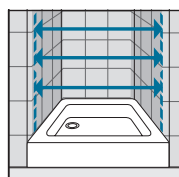
150cm support bar

Finition	Code	Prix
Silver	R80Y215-B	
Chrome	R80Y215-K	
Gold	R80Y215-O	

HOW TO TAKE THE MEASUREMENT



Take the measurements from wall to the external edge of the shower tray. Measurements must be taken once the walls are finished and tiled, according to the above drawings.



Take the measurements from wall to wall at the bottom, at the top, in the middle and use the smallest. Measurements must be taken once the walls are finished and tiled, according to the above drawings.